

LV20Q100F

Rev.F Mar.-2016

/ Descriptions

TO-220F

Schottky Barrier Diode in a TO-220F Plastic Package.

/ Features

Low forward voltage drop, low power losses, High efficiency operation.

/ Applications


OR-ing DC-DC

For use in high frequency inverters, switching power supplies, freewheeling diodes, OR-ing diode, dc-to-dc converters and reverse battery protection.

/ Equivalent Circuit



/ Pinning



PIN1 Anode PIN 2 Cathode PIN 3 Anode

/ h_{FE} Classifications & Marking

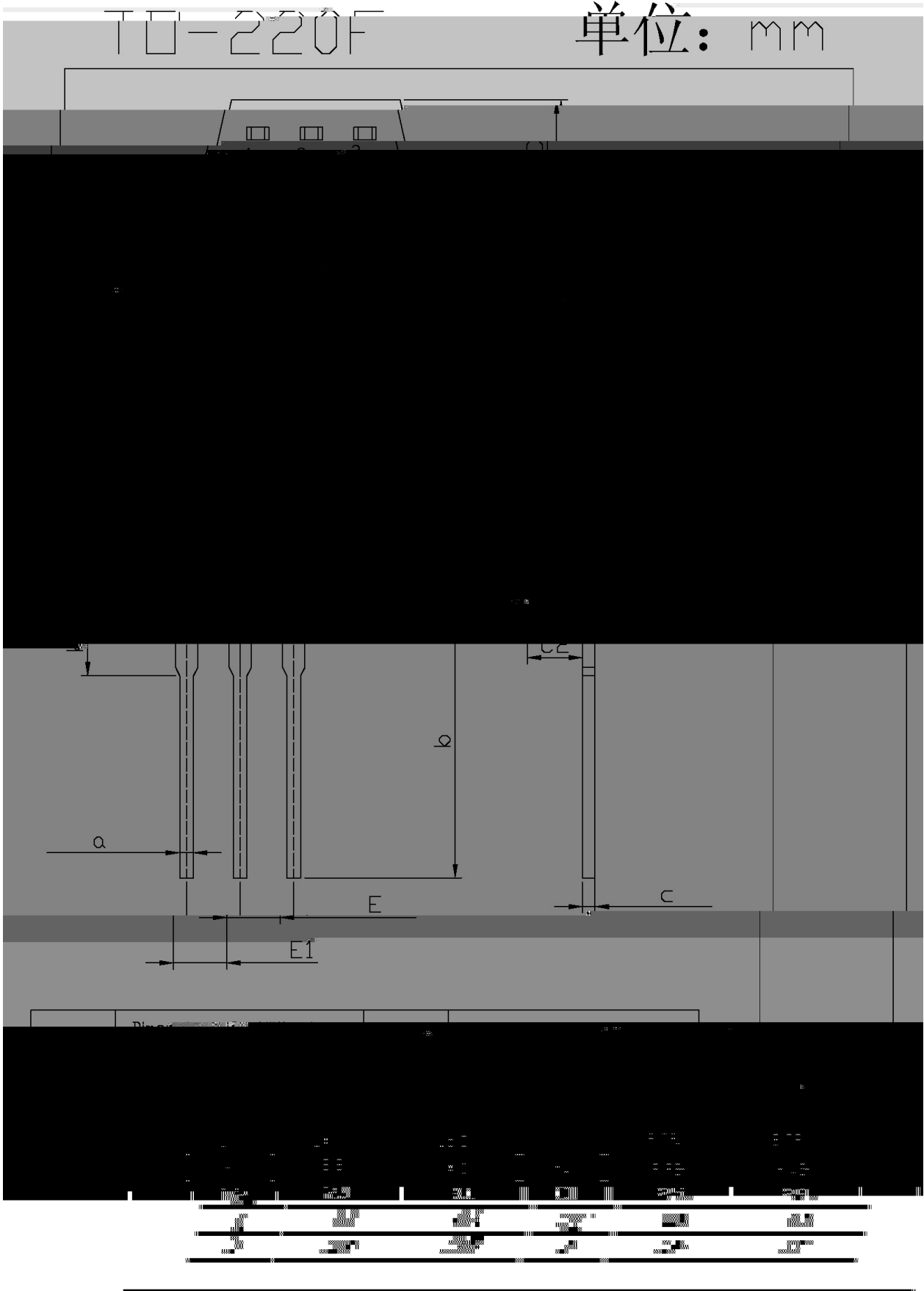
See Marking Instructions.

Parameter	Symbol	Rating	Unit
Peak Repetitive Reverse Voltage Working Peak Reverse Voltage	V_{RM} V_{RSM}	100	V
Average Rectified Forward Current	$I_{F(AV)}$	1×20	A
Non Repetitive Peak Surge Current	I_{FSM}	160	A
Thermal Resistance Junction to Case	R_{Jc}	4.6	/W
Junction and Storage Temperature Range	T_j T_{stg}	-40 +150	


Parameter	Symbol	R				
Breakdown Voltage	V_{BR}	$I = 1mA(Ta=25)$	100			V
Forward Voltage	V_F	$I_F = 5A(Ta=25)$		0.516		V
		$I_F = 10A(Ta=25)$			0.60	V
		$I_F = 5A(Ta=125)$		0.455		V
		$I_F = 10A(Ta=125)$			0.58	V
Instantaneous Reverse Current	I_R Note 1	$V_R=100V(Ta=25)$			150	A A

LV20Q100F
Rev.F Mar.-2016

/ Package Dimensions



/ Marking Instructions



BR

LV20Q100

F:

Note:


BR: Company Code

LV20Q100: Product Type

F: Package Code

****: Lot No. Code, code change with Lot No.

() / Temperature Profile for Dip Soldering(Pb-Free)



- | | | | | | | |
|---|-------|-----|-----------|----------|---|--------------------------------------|
| 1 | 25 | 150 | 60 | 90sec; | Note: | 1.Preheating:25~150 , Time:60~90sec. |
| 2 | 255±5 | | 5±0.5sec; | | 2.Peak Temp.:255±5 , Duration:5±0.5sec. | |
| 3 | | | 2 | 10 /sec. | 3. Cooling Speed: 2~10 /sec. | |

/ Resistance to Soldering Heat Test Conditions

270±5 10±1 sec. Temp.:270±5 Time:10±1 sec

/ Packaging SPEC.

/ BULK

Package Type	Units	Dimension	(unit mm ³)
--------------	-------	-----------	-------------------------