

Rev.H Oct.-2018

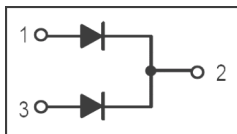
TO-220

Schottky Barrier Diode in a TO-220 Plastic Package.

Low forward voltage drop, low power losses, High efficiency operation.

OR-ing DC-DC

For use in high frequency inverters, switching power supplies, freewheeling diodes, OR-ing diode, dc-to-dc converters and reverse battery protection.



PIN1 Anode    PIN 2 Cathode    PIN 3 Anode

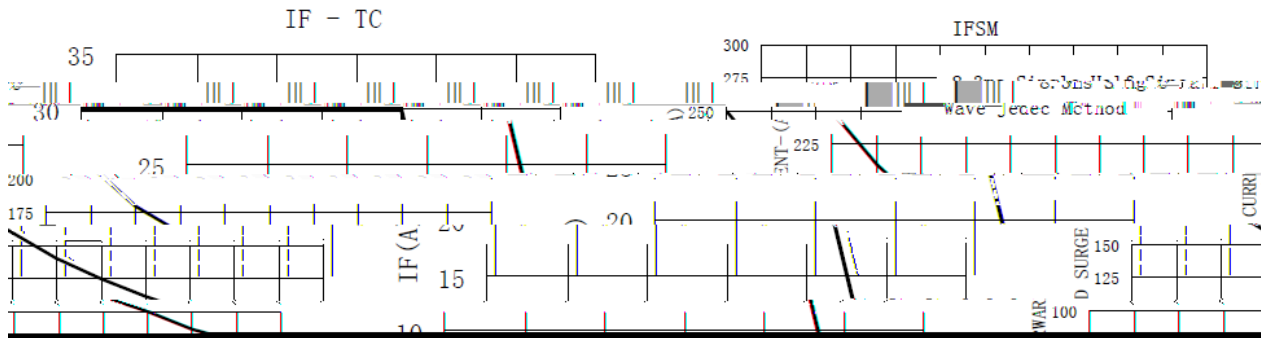
See Marking Instructions.


Parameter	Symbol	Rating	Unit
Peak Repetitive Reverse Voltage	$V_{RRM}$	45	V
Average Rectified Output Current	$I_{F(AV)}$	2 15	A
Non Repetitive Peak Surge Current	$I_{FSM}$	250	A
Thermal Resistance Junction to Case	$R_{Jc}$	2.8	/W
Junction and Storage Temperature Range	$T_j$ $T_{stg}$	-40 +150	

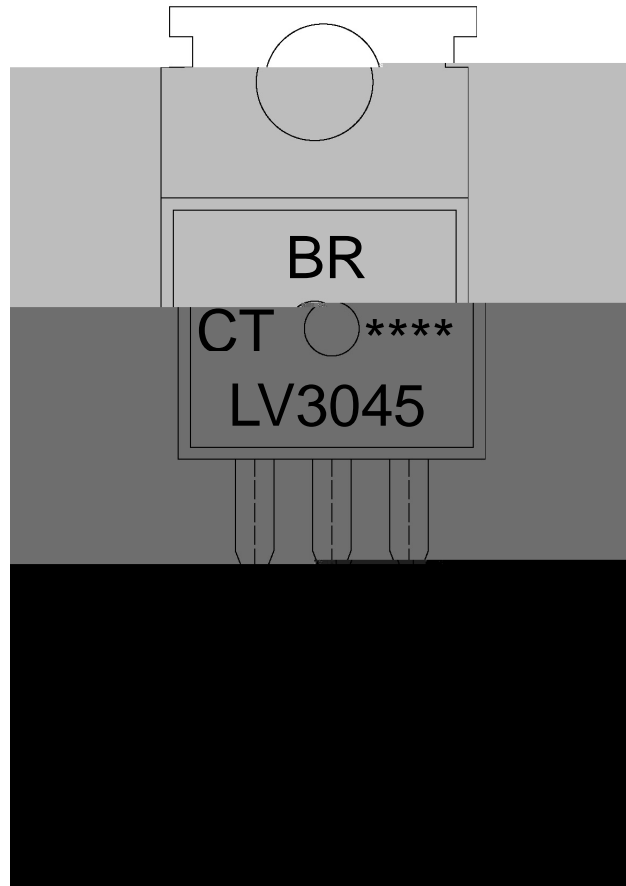
Parameter	Symbol	Test Conditions	Min	Typ	Max	Unit
Breakdown Reverse Voltage	$V_{BR}$	$I_R=1mA(T_a=25^\circ C)$	45			V
Forward Voltage	$V_F$	$I_F=5A(T_a=25^\circ C)$		0.38	0.45	V
		$I_F=15A(T_a=25^\circ C)$		0.48	0.55	V
		$I_F=5A(T_a=125^\circ C)$		0.28	0.35	V
		$I_F=15A(T_a=125^\circ C)$		0.45	0.50	V
Instantaneous Reverse Current	$I_R$ Note 1	$V_R=45V(T_a=25^\circ C)$			200	$\mu A$
		$V_R=45V(T_a=125^\circ C)$		40	100	mA

## /Notes

1. /Short duration pulse test used to minimize self-heating effect.
2. / Unless otherwise noted, values for the parameters of a single chip







BR

LV3045

CT:

\*\*\*\*

Note:

BR: Company Code

LV3045 Product Type.

CT: Internal Structure

\*\*\*\*: Lot No. Code, code change with Lot No.

