

LV30Q100FCT

Rev.F Mar.-2016

/ Descriptions

TO-220F

Schottky Barrier Diode in a TO-220F Plastic Package.

/ Features

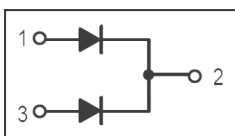
Low forward voltage drop, low power losses, High efficiency operation.

/ Applications


OR-ing DC-DC

For use in high frequency inverters, switching power supplies, freewheeling diodes, OR-ing diode, dc-to-dc converters and reverse battery protection.

/ Equivalent Circuit



/ Pinning



PIN1 Anode

PIN 2 Cathode

PIN 3 Anode

/ h_{FE} Classifications & Marking


See Marking Instructions.

Parameter	Symbol	Rating	Unit
-----------	--------	--------	------


/ Electrical Characteristic Curve



/ Package Dimensions



/ Marking Instructions



BR

LV30Q100

CT:

F:

Note:

BR: Company Code


LV30Q100: Product Type.

CT: Internal Structure

F: Package Code

****: Lot No. Code, code change with Lot No.

() / Temperature Profile for Dip Soldering(Pb-Free)



- | | | | | | | |
|---|-------|-----|-------|----------|-------|---|
| 1 | 25 | 150 | 60 | 90sec; | Note: | 1.Preheating:25~150 , Time:60~90sec. |
| 2 | 255±5 | | 5±0.5 | sec; | | 2.Peak Temp.:255±5 , Duration:5±0.5sec. |
| 3 | | | 2 | 10 /sec. | | 3. Cooling Speed: 2~10 /sec. |

/ Resistance to Soldering Heat Test Conditions

270±5 10±1 sec. Temp.:270±5 Time:10±1 sec

/ Packaging SPEC.

/ BULK

Package Type	Units				Dimension (unit mm ³)		

/ TUBE

Package Type	Units				Dimension (unit mm ³)		

/ Notices