

# MBRB10200CT

Rev.G Dec.-2017

## / Descriptions

TO-263

Schottky Diode in a TO-263 Plastic Package.

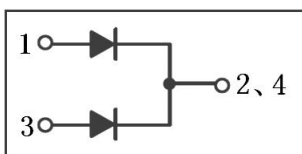
## / Features

Low power loss, high efficiency.

## / Applications

For use in low voltage,high frequency inverters, free wheeling, and polarity protection applications.

## / Equivalent Circuit



## / Pinning



PIN1 Anode

PIN 2 4 Cathode

PIN 3 Anode

## / h<sub>FE</sub> Classifications & Marking

See Marking Instructions.

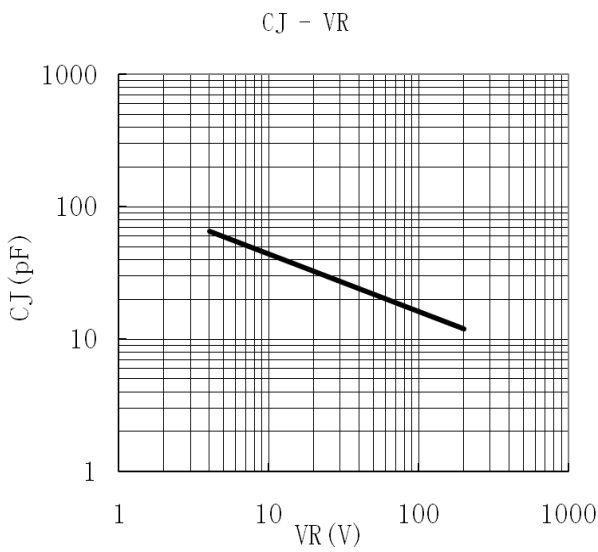
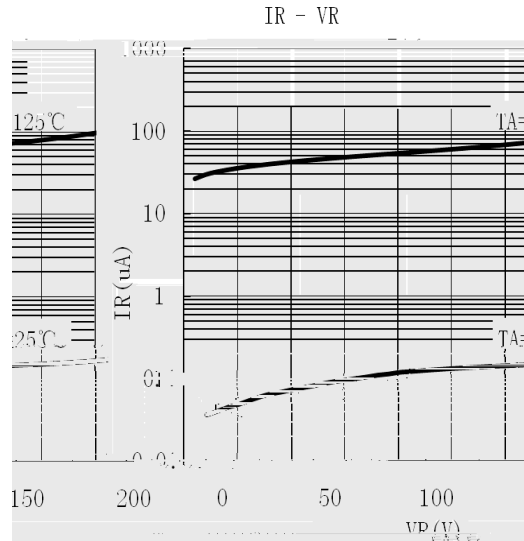
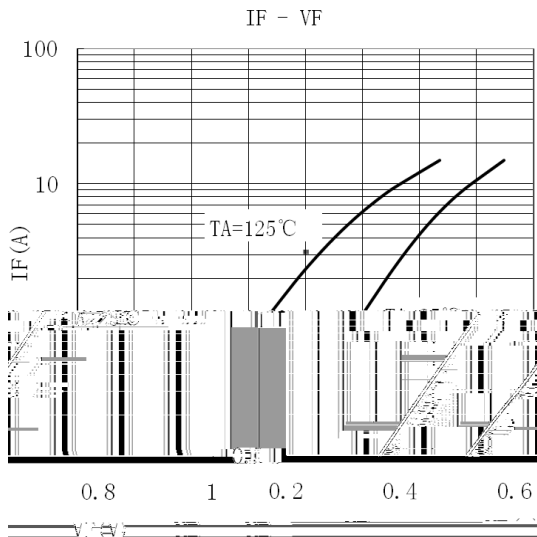
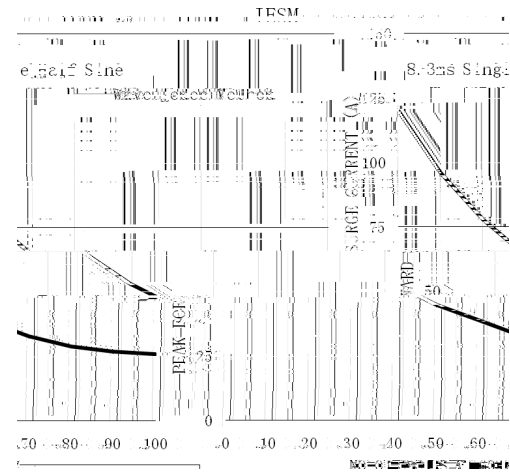
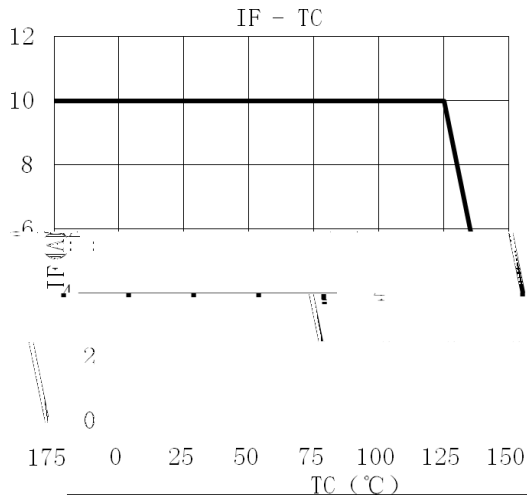
| Parameter   | Symbol                             | Rating  | Unit |
|---|------------------------------------|---------|------|
| Peak Repetitive Reverse Voltage<br>Working Peak Reverse Voltage<br>DC Reverse Voltage | $V_{RRM}$<br>$V_{RWM}$<br>$V_{RM}$ | 200     | V    |
| DC Blocking Voltage   | $V_{R(RMS)}$                       | 140     | V    |
| Average forward rectified Current   | $I_{F(AV)}$                        | 2x5     | A    |
| Non Repetitive Peak Surge Current   | $I_{FSM}$                          | 120     | A    |
| Junction Temperature Range  | $T_{j MAX}$                        | 150     |      |
| Storage Temperature Range   | $T_{stg}$                          | -65 150 |      |

| Parameter                     | Symbol          | Test Conditions          | Min | Typ  | Max  | Unit    |
|-------------------------------|-----------------|--------------------------|-----|------|------|---------|
| Reverse Voltage               | $V_{(BR)R}$     | $I_R = 0.3mA$            | 200 |      |      | V       |
| Peak Forward Voltage          | $V_{FM}$        | $I_F = 5.0A$ $T_j = 25$  |     | 0.80 | 0.85 | V       |
|                               |                 | $I_F = 5.0A$ $T_j = 125$ |     | 0.68 | 0.75 | V       |
|                               |                 | $I_F = 10A$ $T_j = 25$   |     | 0.88 | 0.95 | V       |
|                               |                 | $I_F = 10A$ $T_j = 125$  |     | 0.77 | 0.85 | V       |
| Instantaneous Reverse Current | $I_R$<br>Note 1 | $V_R = 200V$ $T_j = 25$  |     |      | 10   | $\mu A$ |
|                               |                 | $V_R = 150V$ $T_j = 125$ |     |      | 1    | mA      |
|                               |                 | $V_R = 200V$ $T_j = 125$ |     |      | 5    | mA      |

/Notes

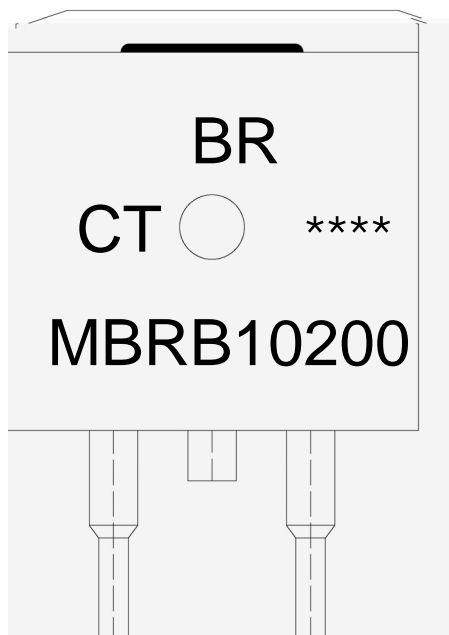
1.

**/ Electrical Characteristic Curve**



**/ Package Dimensions**

/ Marking Instructions



BR

MBRB10200

CT:

\*\*\*\*

Note:

BR: Company Code

MBRB10200 Product Type.

CT: Internal Structure

\*\*\*\*: Lot No. Code, code change with Lot No.

**MBRB10200CT**  
Rev.G Dec.-2017