

**/ Descriptions**

TO-251  
Schottky Barrier Diode in a TO-251 Plastic Package.

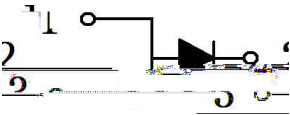
**/ Features**

Low power loss, high efficiency.


**/ Applications**

For use in low voltage,high frequency inverters, free wheeling, and polarity protection applications.

**/ Equivalent Circuit**



**/ Pinning**



PIN1 Anode      PIN 2 Cathode      PIN 3 Anode

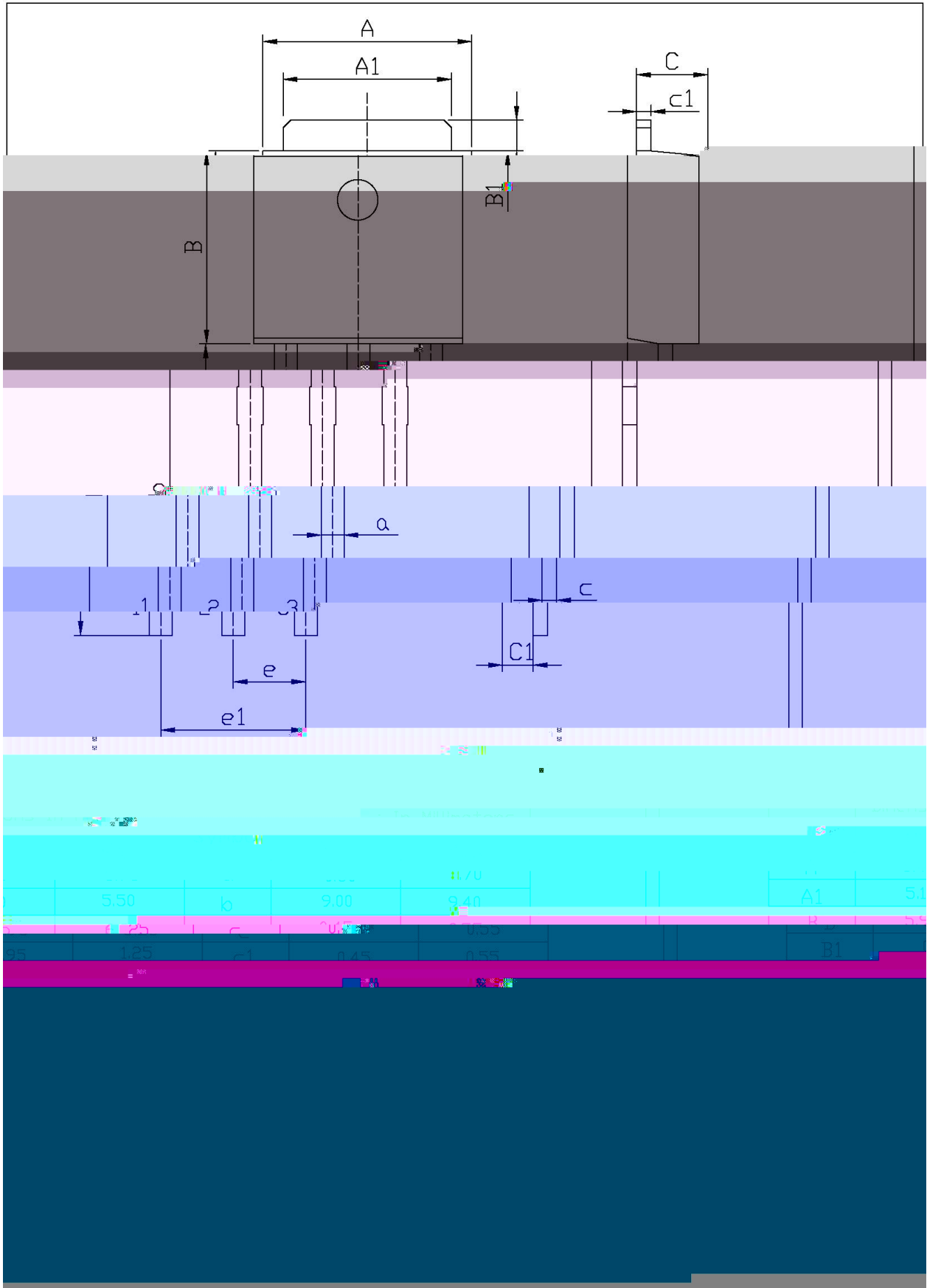
**/ h<sub>FE</sub> Classifications & Marking**

See Marking Instructions.

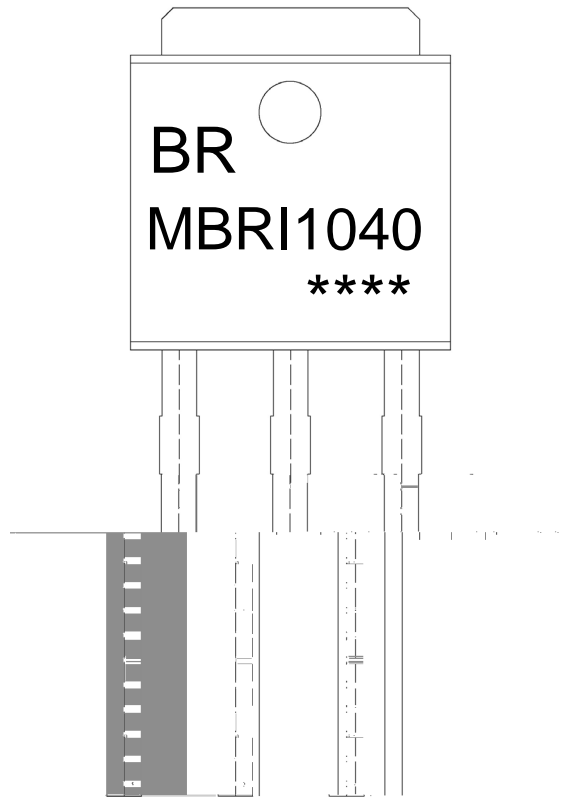
Parameter	Symbol	Rating	Unit
Peak Repetitive Reverse Voltage	$V_{RRM}$	40	V
Working Peak Reverse Voltage	$V_{RWM}$	40	V
Average Rectified Forward Current	$I_{F(AV)}$	10	A
Non Repetitive Peak Surge Current	I		



**/ Package Dimensions**



**/ Marking Instructions**



BR

MBRI1040

\*\*\*\*

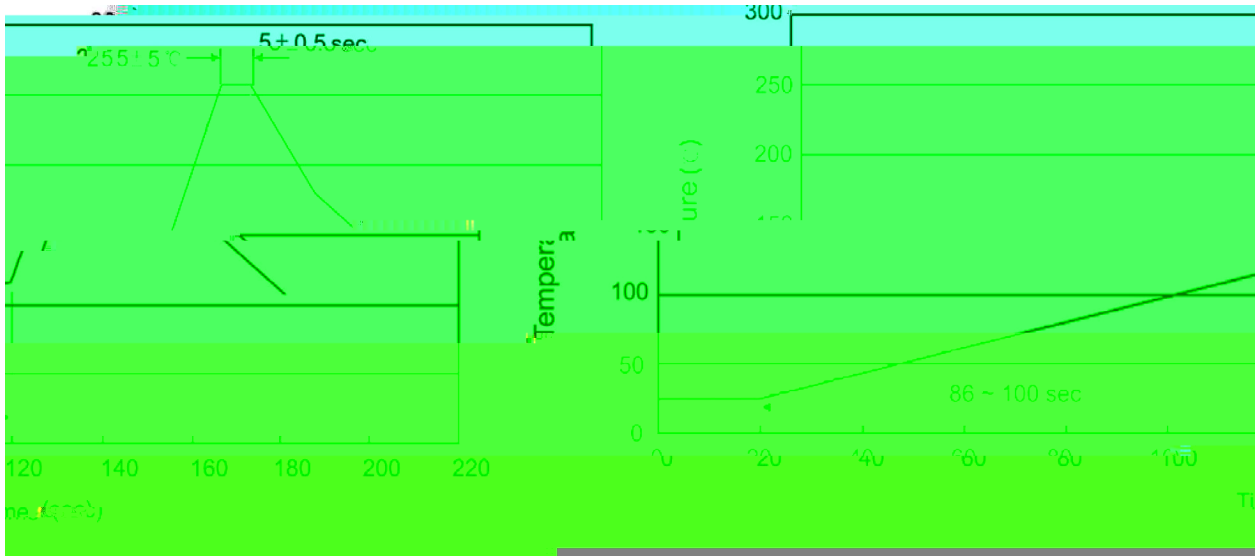
Note:

BR: Company Code

MBRI1040 Product Type.

\*\*\*\*: Lot No. Code, code change with Lot No.

( ) / Temperature Profile for Dip Soldering(Pb-Free)



Note:

- |   |       |     |           |        |   |
|---|-------|-----|-----------|--------|---|
| 1 | 25    | 150 | 60        | 90sec; | 1.Preheating:25~150 , Time:60~90sec.    |
| 2 | 255±5 |     | 5±0.5sec; |        | 2.Peak Temp.:255±5 , Duration:5±0.5sec. |
| 3 |       | 2   | 10        | /sec.  | 3. Cooling Speed: 2~10 /sec.            |

/ Resistance to Soldering Heat Test Conditions

270±5                      10±1 sec.                      Temp.:270±5                      Time:10±1 sec

/ Packaging SPEC.

/ BULK

Package Type	Units					Dimension (unit mm <sup>3</sup> )		
	Units/Bag	Bags/Inner Box	Units/Inner Box	Inner Boxes/Outer Box	Units/Outer Box	Bag	Inner Box	Outer Box
TO-251	1,000	10	10,000	5	50,000	135×190	237×172×102	560×245×195

/ TUBE

Package Type	Units					Dimension (unit mm <sup>3</sup> )		
	Units/Tube	Tubes/Inner Box	Units/Inner Box	Inner Boxes/Outer Box	Units/Outer Box	Tube	Inner Box	Outer Box
TO-251/252	75	48	3,600	5	18,000	526×20.5×5.25	555×164×50	575×290×180

/ Notices