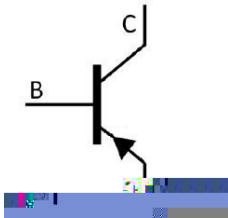


Rev.F Mar.-2016

TO-126          PNP          Silicon PNP transistor in a TO-126 Plastic Package.

$V_{CE0}$   
High  $V_{CE0}$     Large DC current, high  $f_T$ , low  $V_{CE(sat)}$ .

Low power audio amplifier, high speed switching applications.




PIN1    Emitter          PIN 2    Collector          PIN 3    Base

See Marking Instructions.

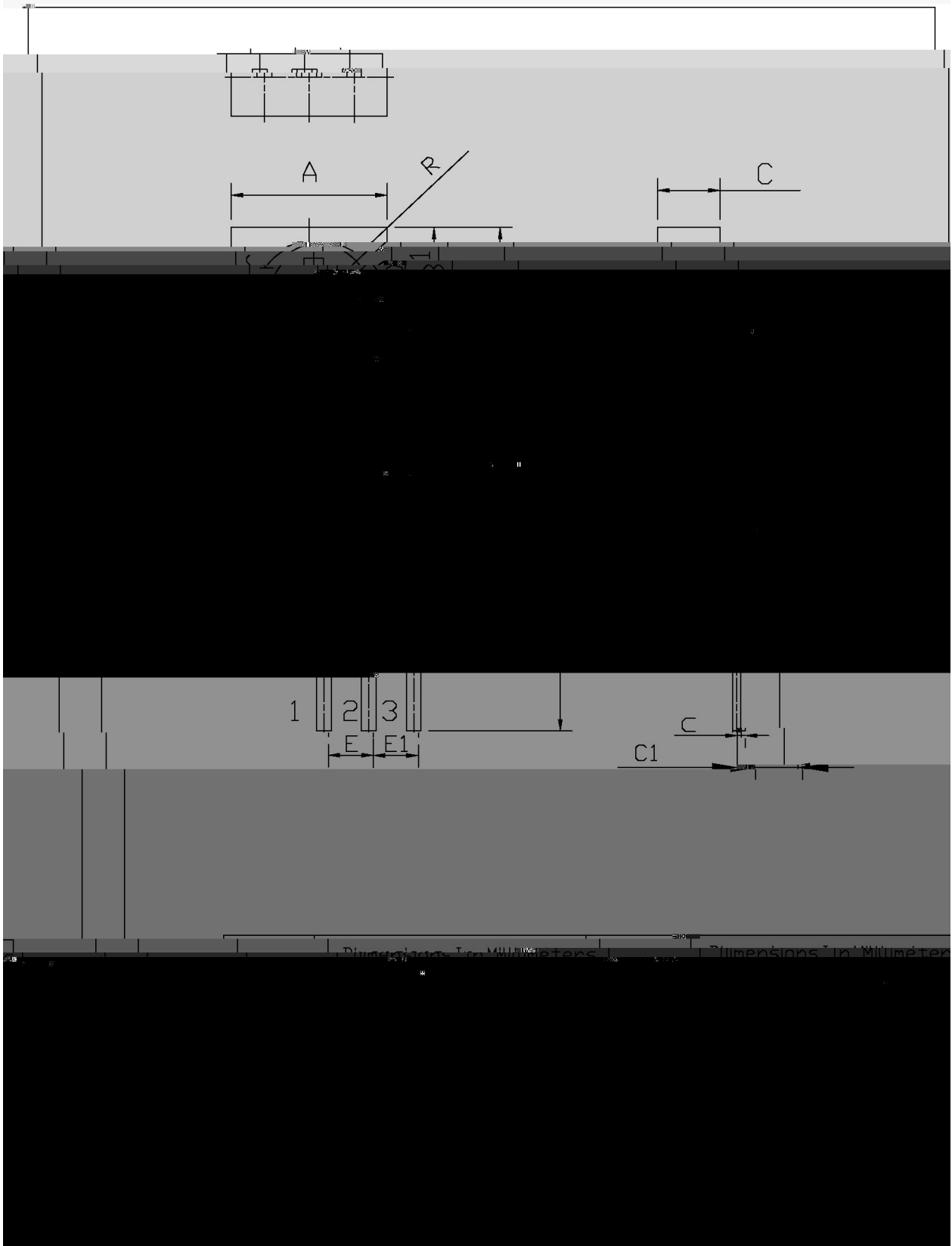
Parameter	Symbol	Rating	Unit
Collector to Base Voltage	$V_{CBO}$	-100	V
Collector to Emitter Voltage	$V_{CEO}$	-100	V
Emitter to Base Voltage	$V_{EBO}$	-7.0	V
Collector Current - Continuous	$I_{C(1)}$	-4.0	A
	$I_{C(2)}$	-8.0	A
Peak Collector Current	$I_B$	-10	A
Collector Power Dissipation	$P_D$	1.5	W
Collector Power Dissipation	$P_D(T_C=25^\circ\text{C})$	15	W
Junction Temperature	$T_j$	150	
Storage Temperature Range	$T_{stg}$	-55 150	

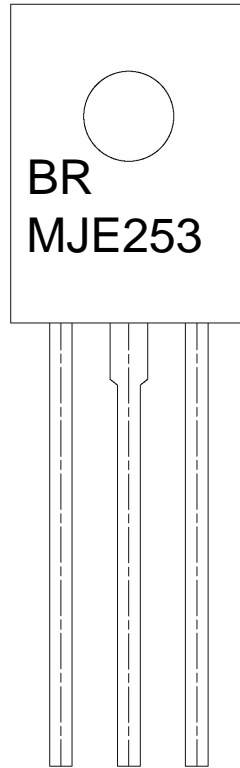
Parameter	Symbol	Test Conditions	Min
-----------	--------	-----------------	-----



T0-126

单位: mm





BR

MJE253

\*\*\*\*

Note:

BR: Company Code

MJE253: Product Type.

\*\*\*\*: Lot No. Code, code change with Lot No.

