

/ Descriptions

KF \$() - = GE G` Silicon PNP transistor in a TO-126F Plastic Package.

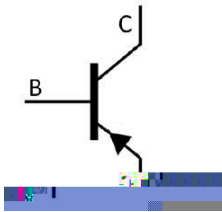
/ Features

$M_{<F}$ D A<* +' %
High Collector-Emitter Breakdown Voltage, Complement to MJE340.


/ Applications

High voltage general purpose applications.

/ Equivalent Circuit



/ Pinning

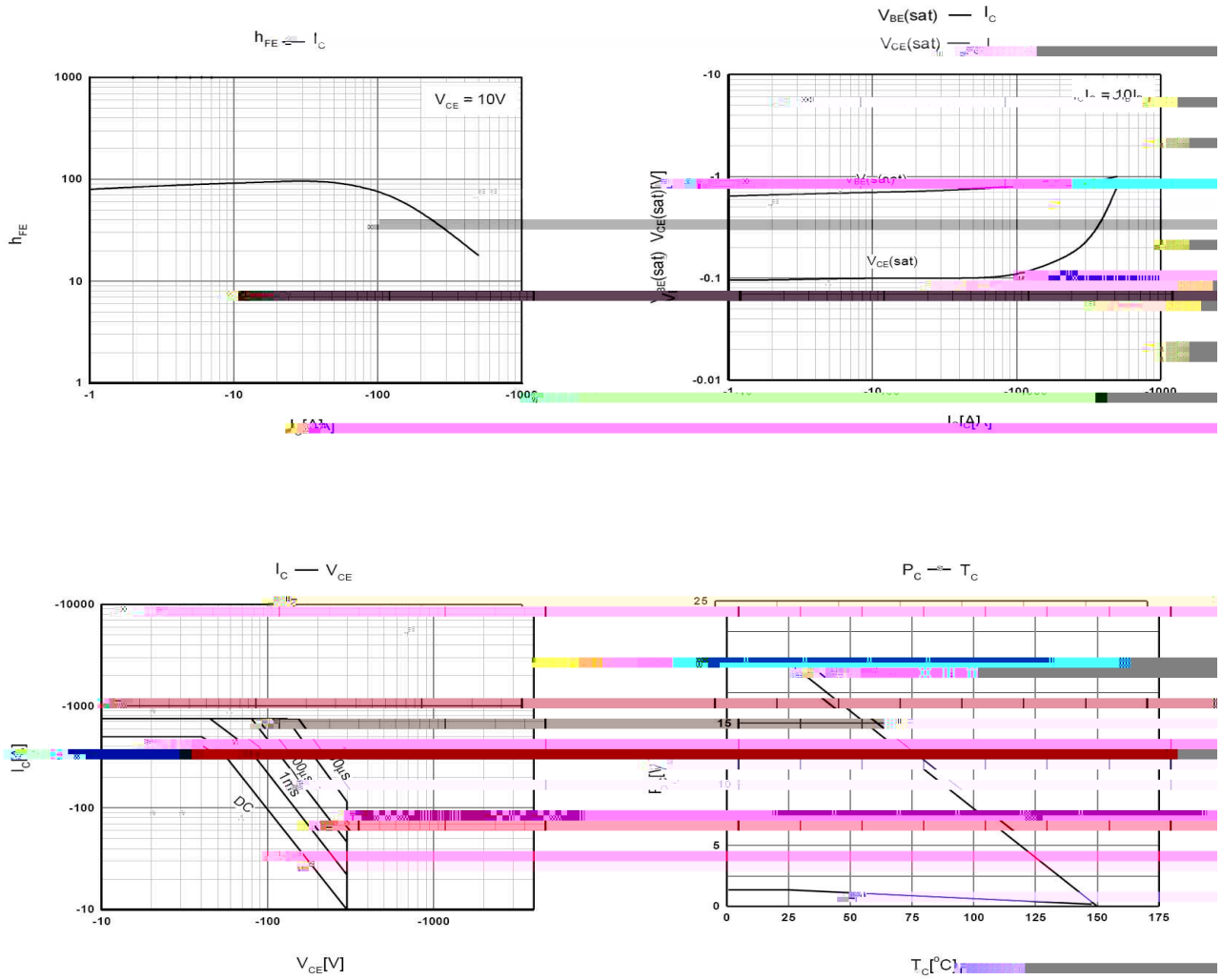


PIN1 Emitter PIN 2 Collector PIN 3 Base

/ h_{FE} Classifications & Marking

See Marking Instructions.

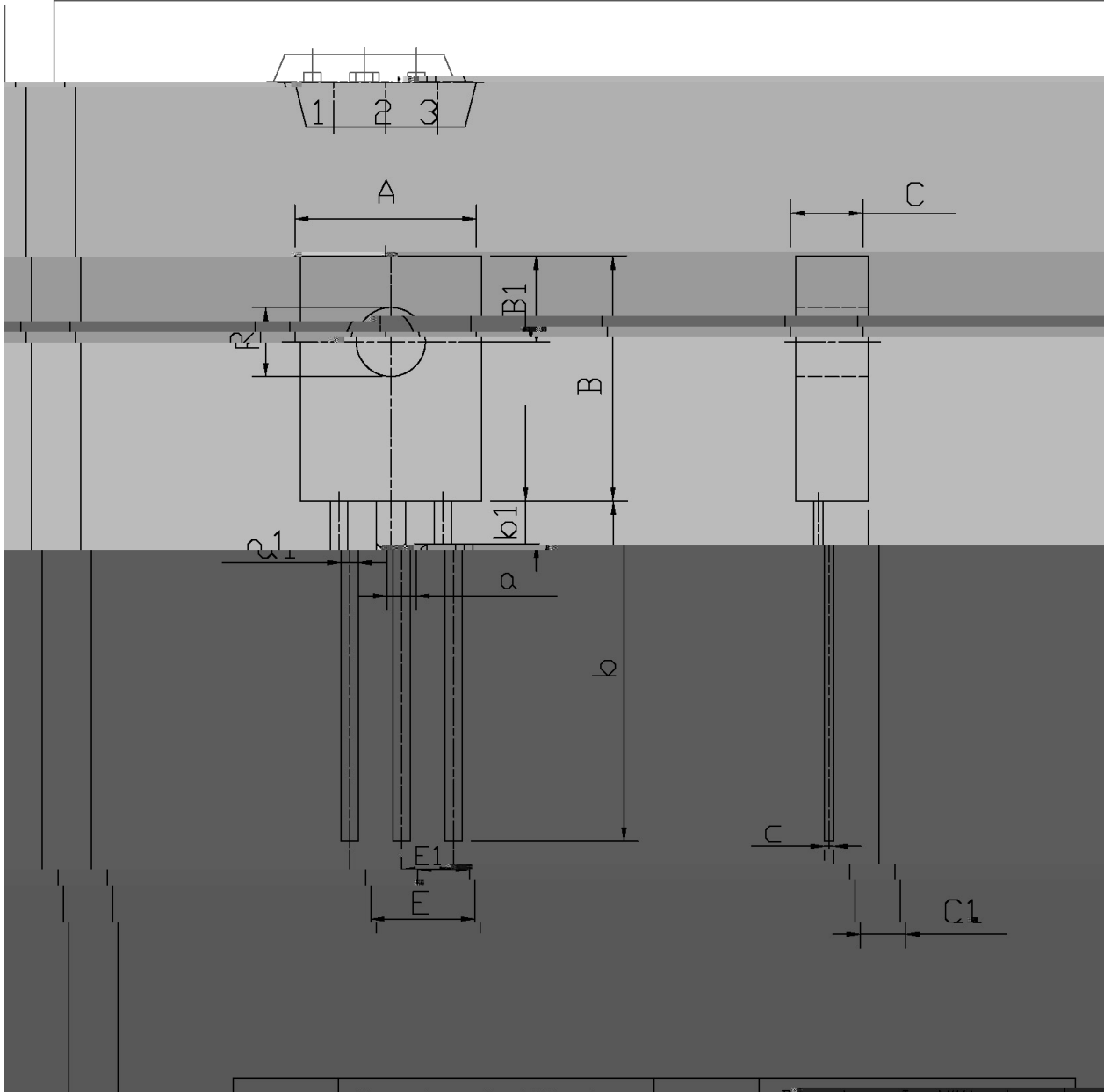
/ Electrical Characteristic Curve



/ Package Dimensions



单位: mm




Symbol	Min	Max	Symbol	Min
A	7.8	8.2	a1	0.66

/ Marking Instructions



9|
D A*,
!!!!
Note:
BR: Company Code
MJE350: Product Type.
****: Lot No. Code, code change with Lot No.

() / Temperature Profile for Dip Soldering(Pb-Free)



Note:

- | | | | |
|---|--------|------------|---|
| 1 | 25 150 | 60 90sec; | 1.Preheating:25~150 , Time:60~90sec. |
| 2 | 255..5 | 5..0.5sec; | 2.Peak Temp.:255..5 , Duration:5..0.5sec. |
| 3 | 2 10 | /sec. | 3. Cooling Speed: 2~10 /sec. |

/ Resistance to Soldering Heat Test Conditions

270..5 10..1 sec. Temp.:270±5 Time:10±1 sec

/ Packaging SPEC.

/ BULK

Package Type 封装形式	Units 包装数量					Dimension 包装尺寸 (unit: mm ³)		
	Units/Tube 只/套管	Tubes/Inner Box 套管/盒	Units/Inner Box 只/盒	Inner Boxes/Outer Box 盒/箱	Units/Outer Box 只/箱	Tube 套管	Inner Box 盒	Outer Box 箱
TO-126/F	500	6	3,000	5	15,000	135×190	237×172×102	560×245×195

/ TUBE

Package Type 封装形式	Units 包装数量					Dimension 包装尺寸 (unit: mm ³)		
	Units/Tube 只/套管	Tubes/Inner Box 套管/盒	Units/Inner Box 只/盒	Inner Boxes/Outer Box 盒/箱	Units/Outer Box 只/箱	Tube 套管	Inner Box 盒	Outer Box 箱
TO-126/F	65	26	1,690	5	8,450	532×31×5.6	555×164×50	575×290×180

/ Notices