

MMBTA56

Rev.F Apr.-2017

/ Descriptions

Silicon PNP transistor in a SOT-23 Plastic Package.

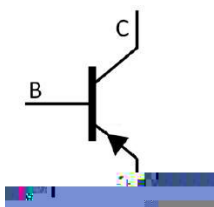
/ Features

Complements the MMBTA06.

/ Applications

General purpose amplifier.

/ Equivalent Circuit



/ Pinning



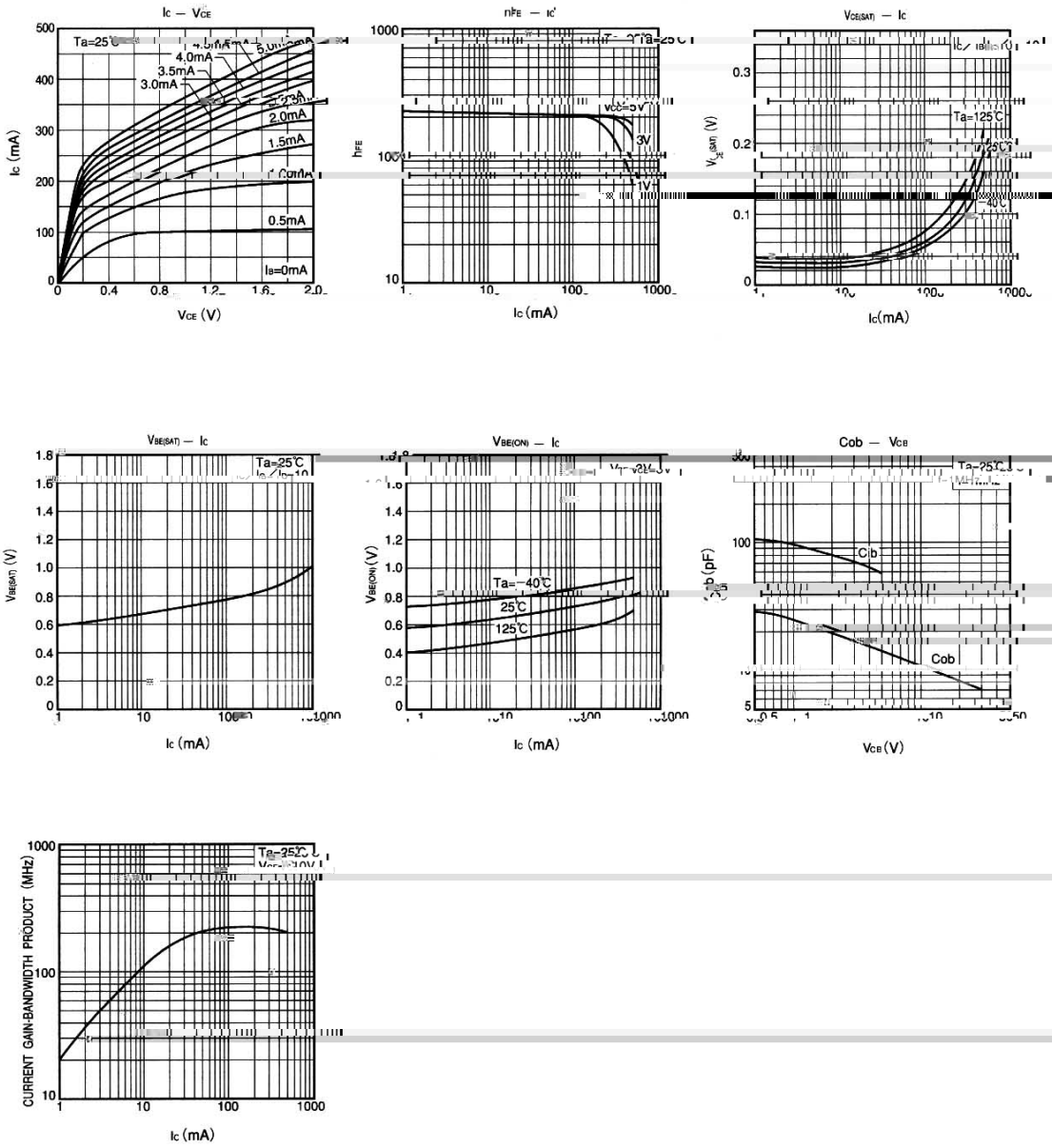
PIN1 Base PIN 2 Emitter PIN 3 Collector

/ Marking

h_{FE} Range	>100
Marking	HR2G

Parameter	Symbol	Rating	Unit
Collector to Base Voltage	V_{CBO}	-80	V
Collector to Emitter Voltage	V_{CEO}	-80	V
Emitter to Base Voltage	V		


/ Electrical Characteristic Curve



/ Package Dimensions

SOT-23

单位: mm



/ Marking Instructions



H

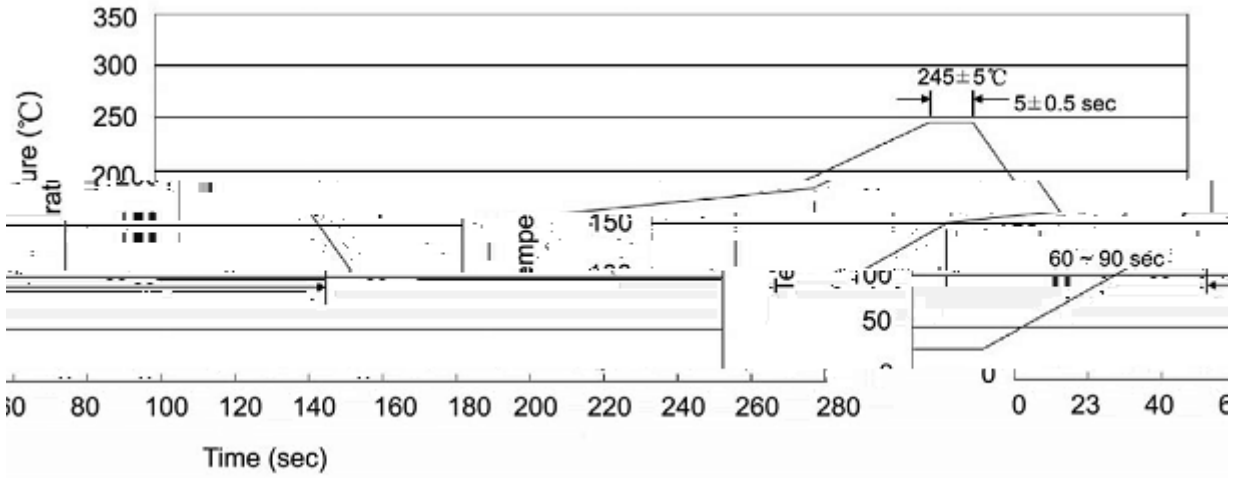
R2G

Note:

H: Company Code.

R2G: Product Type Code

() / K\d g\iXk i\`Gif]`d]fi`@`I \]fn`Jfd \i'e^ZGS=i\z



Note:

- | | | | | | |
|---|-----|-----|----|----------|---|
| 1 | 25 | 150 | 60 | 90sec; | 1.Preheating:25~150 , Time:60~90sec. |
| 2 | 245 | 5 | 5 | 0.5sec; | 2.Peak Temp.:245 5 , Duration:5 0.5sec. |
| 3 | | | 2 | 10 /sec. | 3. Cooling Speed: 2~10 /sec. |

@