


C D D & E      F G H I J K L  
Silicon PNP transistor in a SOT-363 Plastic Package.

M  $f_{E\text{N}O}$   $C_{E(\text{sat})}$  L 7 8 P Q L  
High DC Current Gain, Low Collector to Emitter Saturation Voltage. HF Product.

R S T U V W X Y L  
General purpose amplifier and switching.

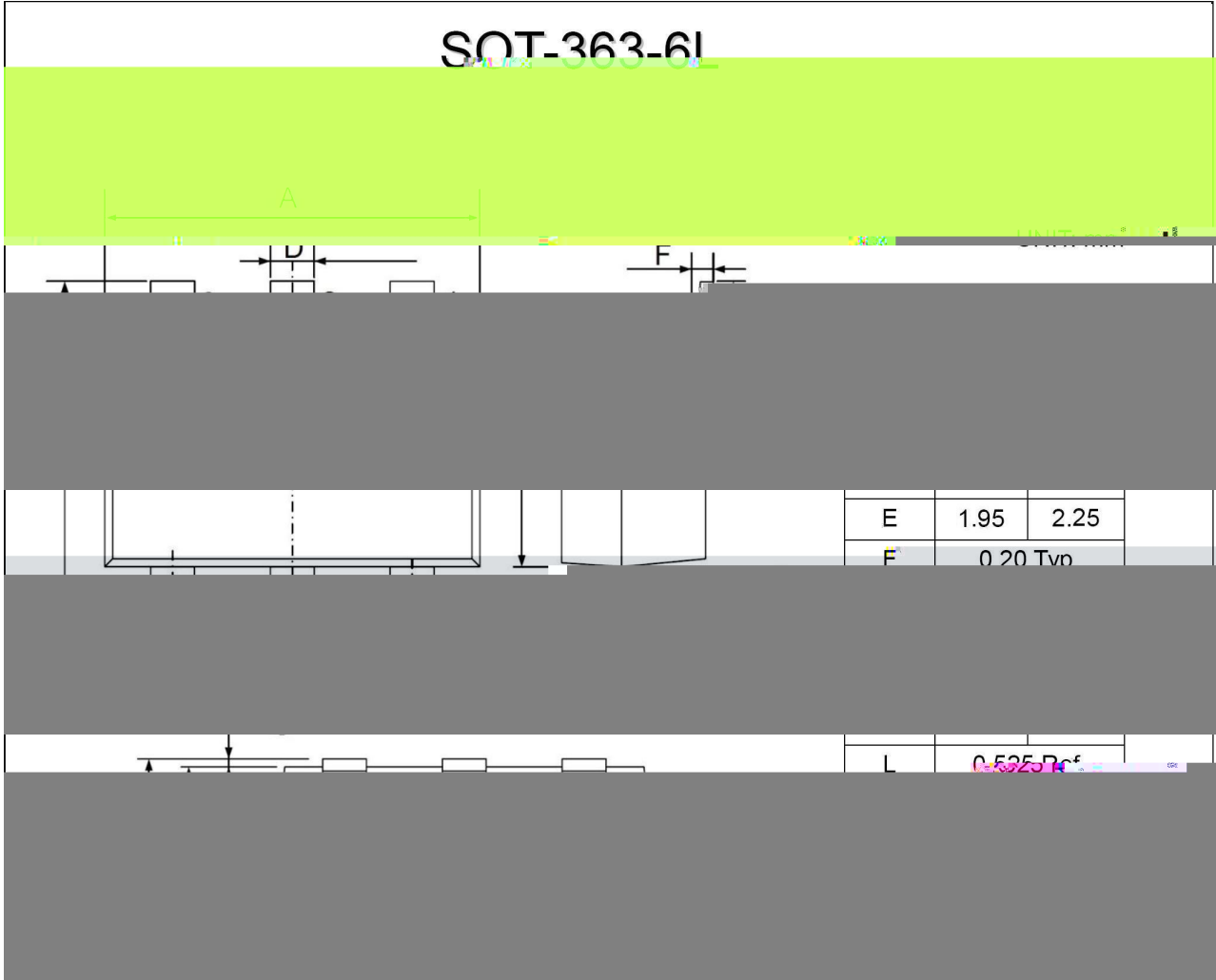


Parameter	Symbol	Rating	Unit
Collector to Base Voltage	$V_{CBO}$	-40	V
Collector to Emitter Voltage	$V_{CEO}$	-40	V
Emitter to Base Voltage	$V_{EBO}$	-5.0	V
Collector Current	$I_C$	-200	mA





H / /








H

j k Z

●Z l m1n o

A2Z l i ^ p fi

\*\*\*: l q Pr ^ p fi N s q Pr ^ t u





H


- |   |         |           |       |   |
|---|---------|-----------|-------|---|
| 1 | 150 180 | 60 90sec; | Note: | 1.Preheating:150~180 , Time:60~90sec.   |
| 2 | 245±5   | 5±0.5sec; |       | 2.Peak Temp.:245±5 , Duration:5±0.5sec. |
| 3 | 2 10    | /sec.     |       | 3. Cooling Speed: 2~10 /sec.            |

H E / / A / /

260±5	10±1 sec.	Temp.:260±5℃	Time:10±1 sec
-------	-----------	--------------	---------------

H S

/ REEL

Package Type 封装形式	Units 包装数量
----------------------	------------