

**/ Descriptions**

KF \$0) E GE Silicon NPN transistor in a TO-92 Plastic Package.

**/ Features**

Low Saturation Voltage.

**/ Applications**

Voltage Regulator.

**/ Equivalent Circuit**



**/ Pinning**



PIN1 Collector      PIN 2 Base      PIN 3 Emitter

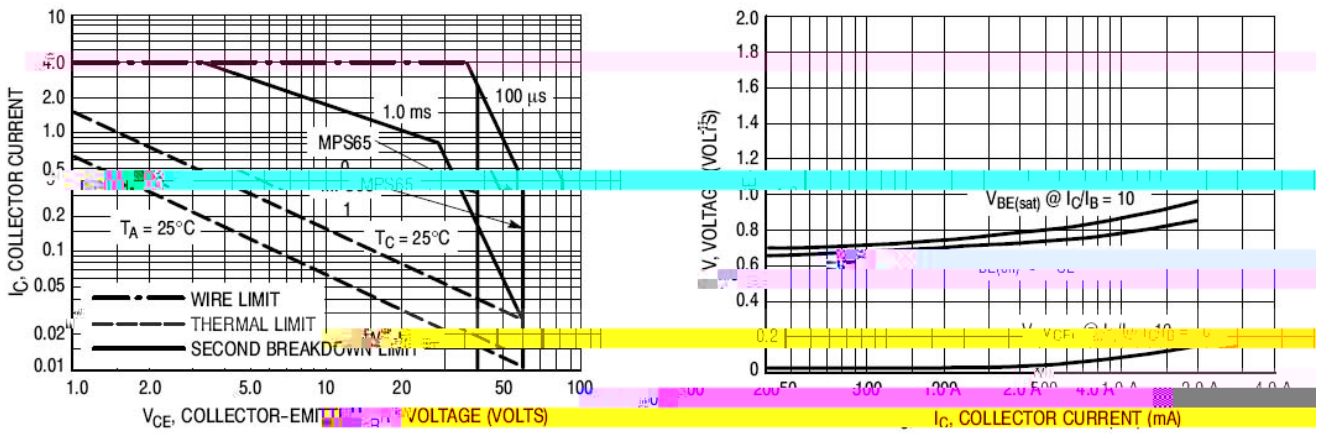
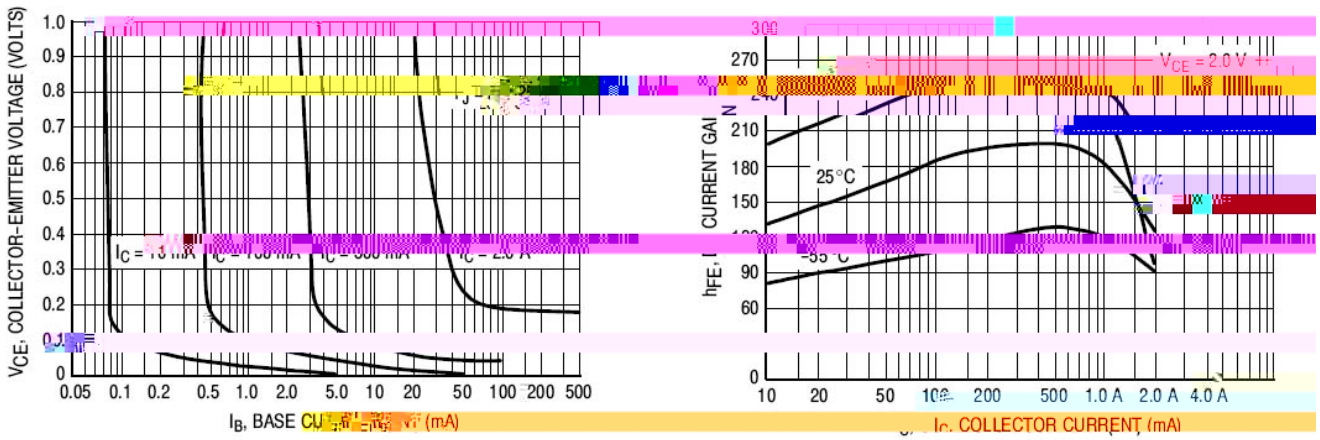
**/ hFE Classifications & Marking**

See Marking Instructions.

Parameter	Symbol	Rating	Unit
Collector to Base Voltage	$V_{CBO}$	80	V
Collector to Emitter Voltage	$V_{CEO}$	60	V
Emitter to Base Voltage	$V_{EBO}$	5.0	V
Collector Current - Continuous	$I_C$	1.0	A
Collector Current – Continuous(Pulse)	$I_{CP}$	2.0	A
Collector Power Dissipation	$P_C$	625	mW
Junction Temperature	$T_j$	150	
Storage Temperature Range	$T_{stg}$	-55 150	

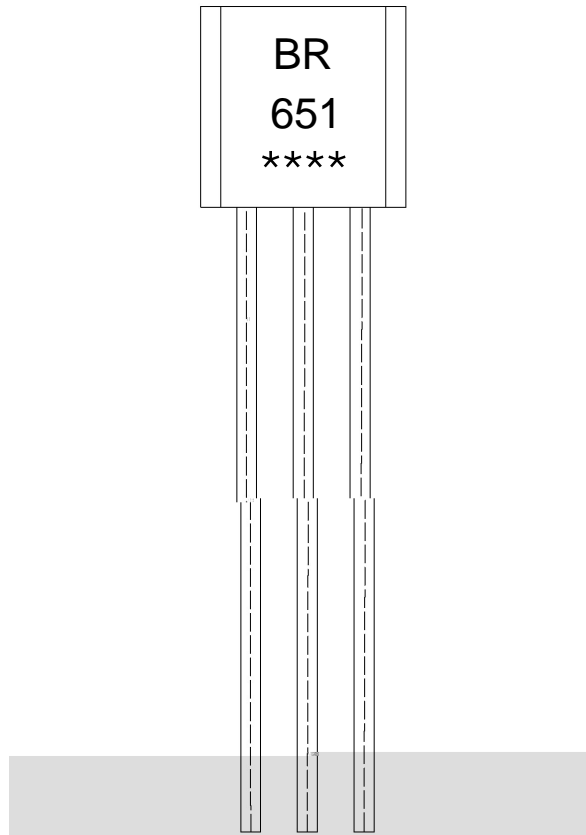
Parameter	Symbol	Test Conditions	Min	Typ	Max	Unit
Collector to Base Breakdown Voltage	$V_{CBO}$	$I_C=100\mu A$ $I_E=0$	80			V
Collector to Emitter Breakdown Voltage	$V_{CEO}$	$I_C=10mA$ $I_B=0$	60			V
Emitter to Base Breakdown Voltage	$V_{EBO}$	$I_E=10\mu A$ $I_{Cto}$	BDC7Cur8-5(r)01			(enk5Gain)

/ Electrical Characteristic Curve





/ Marking Instructions



9| 1

- (

!!!!

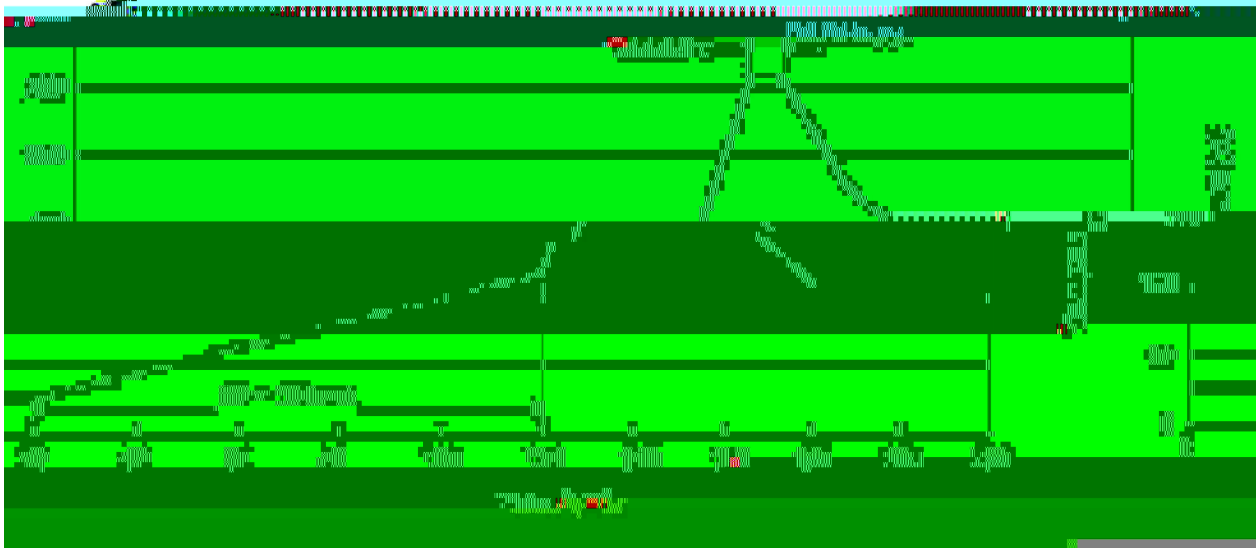
Note:

BR: Company Code.

651: Product Type.

\*\*\*\*: Lot No. Code,code change with Lot No.

( ) / Temperature Profile for Dip Soldering(Pb-Free)



Note: