

/ Descriptions

TO-251 NPN Silicon NPN transistor in a TO-251 Plastic Package.

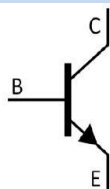
/ Features

High voltage, Low saturation voltage, low collector capacitance output, complementary pair with MPSA92I.


/ Applications

High voltage control circuit.

/ Equivalent Circuit



/ Pinning



PIN1 Base PIN 2 Collector PIN 3 Emitter

/ h_{FE} Classifications & Marking

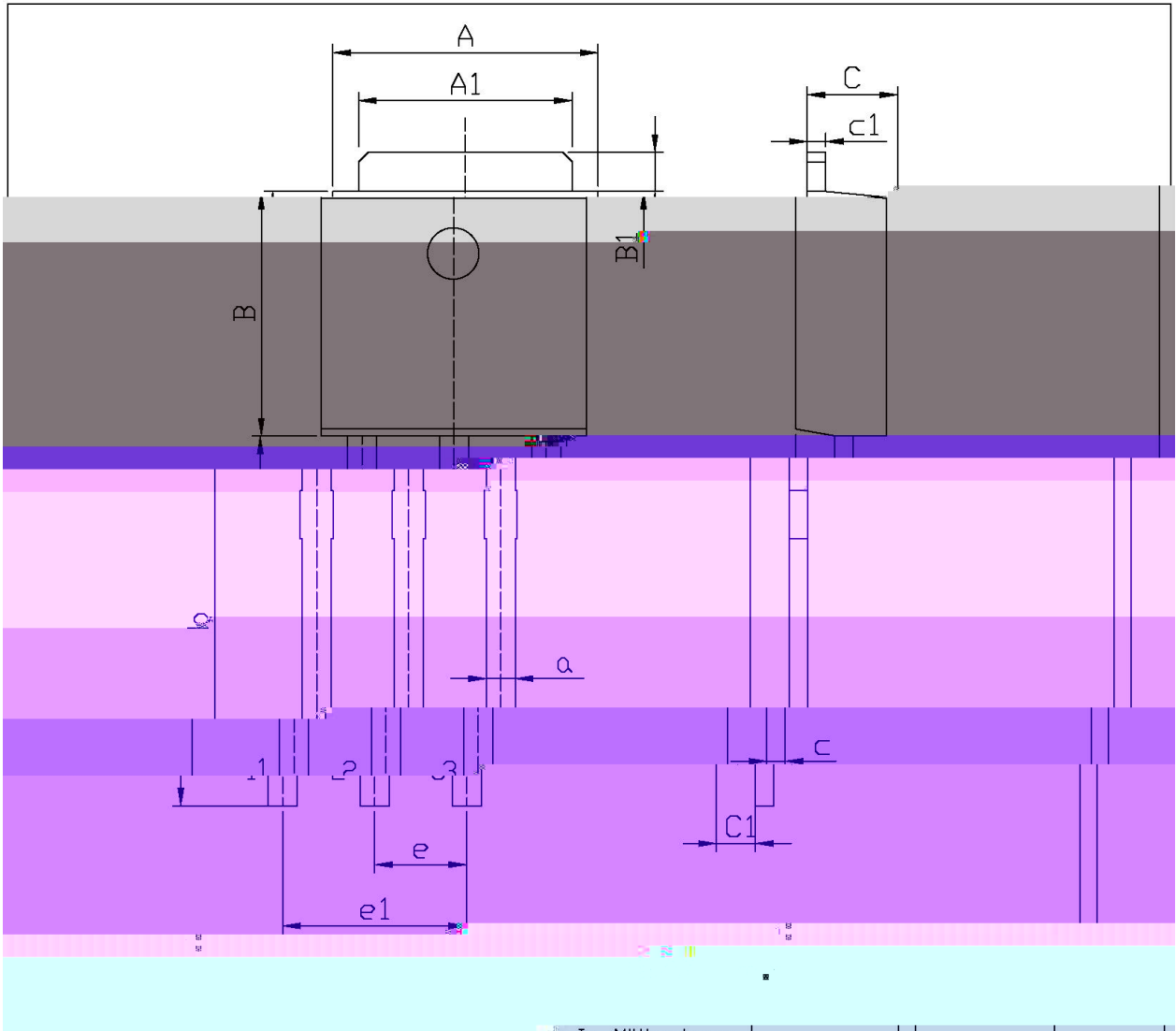
See Marking Instructions.

Parameter	Symbol	Rating	Unit
Collector to Base Voltage	V_{CBO}	300	V
Collector to Emitter Voltage	V_{CEO}	300	V
Emitter to Base Voltage	V_{EBO}	6.0	V
Collector Current - Continuous	I		

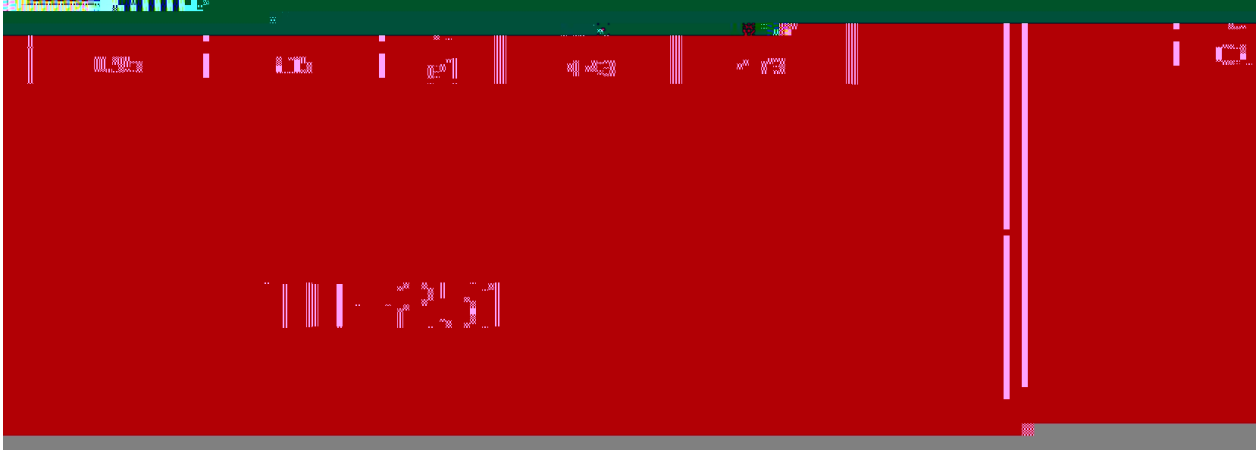
MPSA42I

MPS3(Rev)7Tw9(.)-4(D)-10.9(A)95.8T-4(1(A) Tm5(S)-6(H)Tm5(EET)TJ98060 13.9862.94 78062.9527.6-0.0018Tc0.2042I)Tj/T9 0

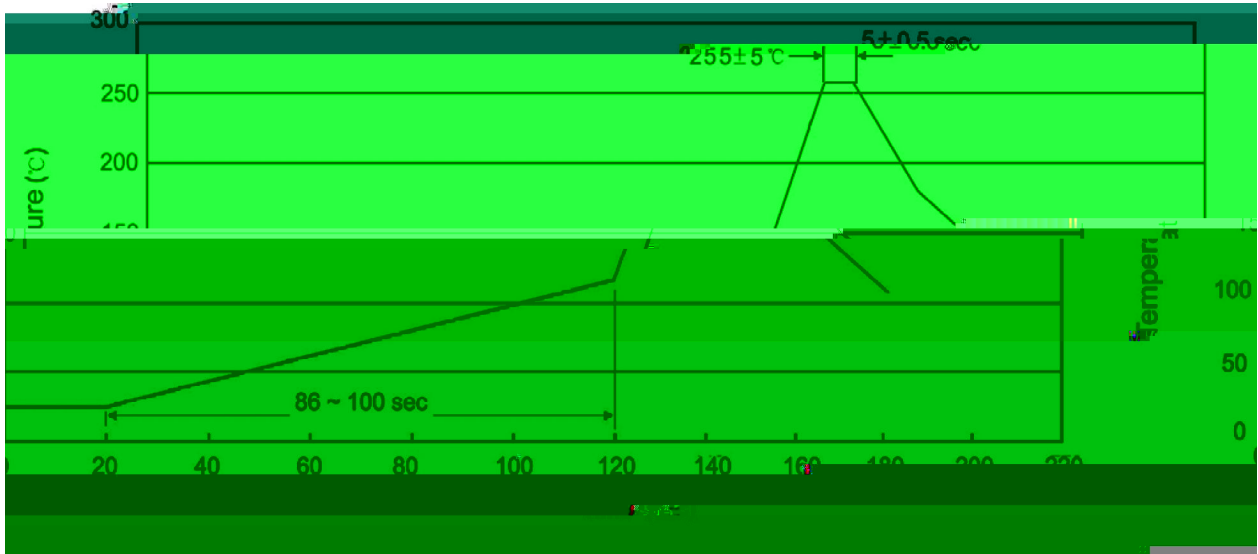
/ Package Dimensions



Dimensions in Millimeters		Symbol	Dimensions in Millimeters		Symbol
Min	Max		Min	Max	
6.45	6.75	a	0.50	0.70	A
5.10	5.50	b	9.00	9.40	A1
0.95	1.25	c1	0.45	0.55	B1



() / Temperature Profile for Dip Soldering(Pb-Free)



Note:

- | | | | | | |
|---|-------|-----|-----------|--------|---|
| 1 | 25 | 150 | 60 | 90sec; | 1.Preheating:25~150 , Time:60~90sec. |
| 2 | 255±5 | | 5±0.5sec; | | 2.Peak Temp.:255±5 , Duration:5±0.5sec. |
| 3 | | 2 | 10 | /sec. | 3. Cooling Speed: 2~10 /sec. |

/ Resistance to Soldering Heat Test Conditions

270±5 10±1 sec. Temp.:270±5 Time:10±1 sec

/ Packaging SPEC.

/ BULK

Package Type 封装形式	Units/Bag 只/袋	Bags/Inner Box 袋/盒	Units 包装数量 Units/Inner Box 只/盒	Dimension 包装尺寸 (unit: mm ³)
----------------------	------------------	-----------------------	--------------------------------------	---