

/ Descriptions

TO-92 PNP Silicon PNP transistor in a TO-92 Plastic Package.

/ Features

Complementary pair with MPSA42
High voltage low saturation, low collector output capacitance, complementary pair with MPSA42.

/ Applications

High voltage control circuit.

/ Equivalent Circuit



/ Pinning



PIN1 Collector PIN 2 Base PIN 3 Emitter

/ hFE Classifications & Marking

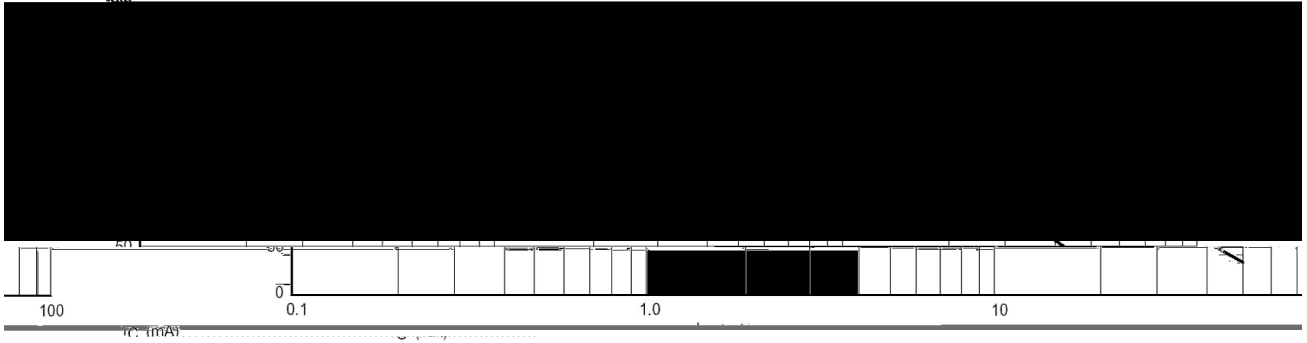
See Marking Instructions.

Parameter	Symbol	Rating	Unit
Collector to Base Voltage	V_{CBO}	-300	V
Collector to Emitter Voltage	V_{CEO}	-300	V
Emitter to Base Voltage	V_{EBO}	-5.0	V
Collector Current - Continuous	I_C	-500	mA
Base Current - Continuous	I_B	-30	mA
Collector Power Dissipation	P_C	625	mW
Collector Power Dissipation	$P_c(T_c=25^\circ C)$	1.5	W
Junction Temperature	T_j	150	
	T_{stg}	-55 150	

Test Conditions	Min	Typ	Max	Unit
$V_{CE} = -300V$ $I_E = 0$	-300			V
$V_{CE} = -300V$ $I_B = 0$	-300			V
$V_{BE} = -5.0V$ $I_C = 0$	-5.0			V
$V_{CE} = -300V$ $I_E = 0$			-0.25	μA
$V_{CE} = -300V$ $I_C = 0$			-0.1	μA
$V_{CE} = -300V$ $I_C = -10mA$	40			
$V_{CE} = -300V$ $I_C = -30mA$	25			
$V_{CE} = -300V$ $I_C = -1.0mA$	25			

/ Electrical Characteristic Curve


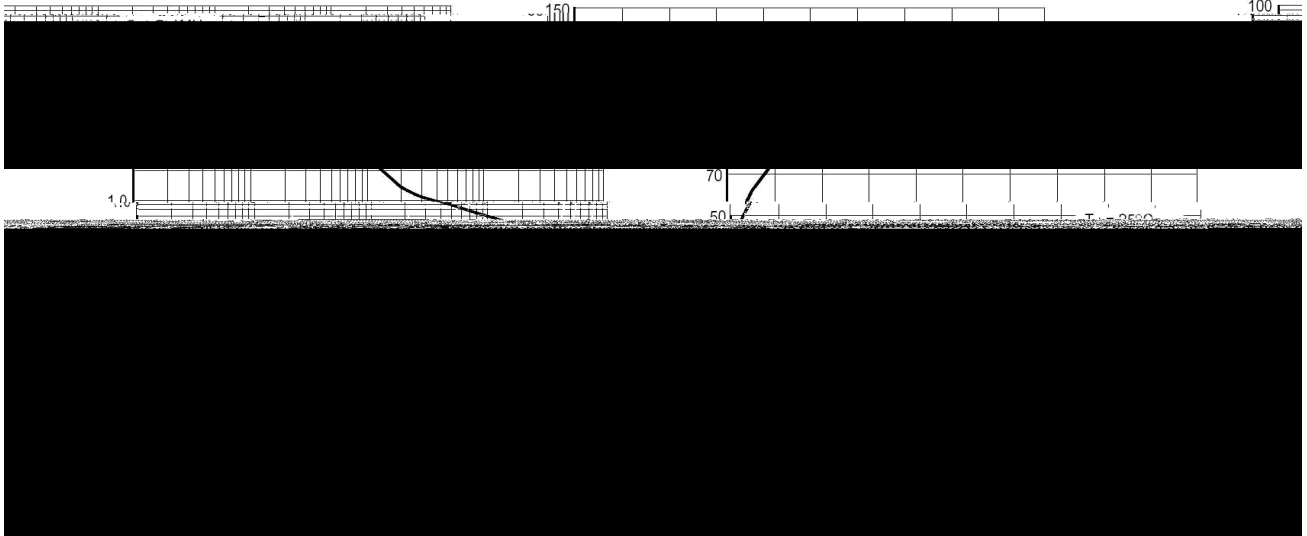
$h_{FE} - I_C$



$C_{ob} - V_{CB}$

$C_{ib} - V_{CB}$


$f_T - I_C$



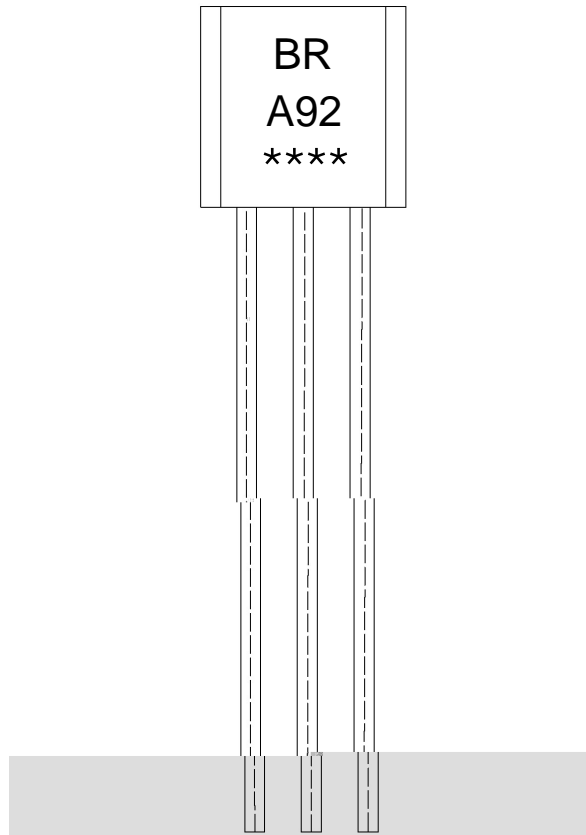
/ Package Dimensions

TO-92

Unit: mm



/ Marking Instructions



BR:

A92

Note:

BR: Company Code.

A92: Product Type.

****: Lot No. Code,code change with Lot No.

