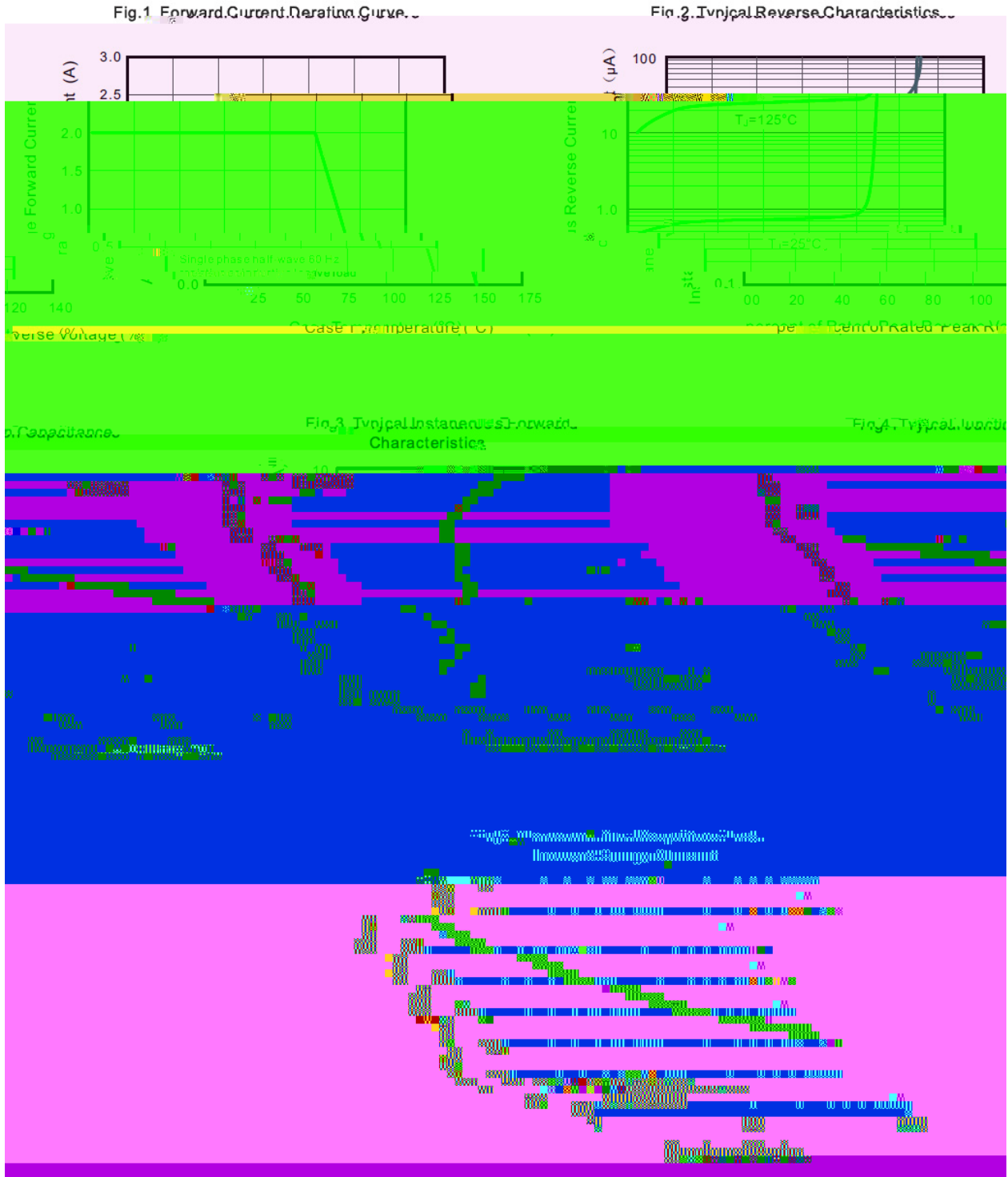




@ <i>f</i> Parameter	... Z Symbol	<i>f</i> , Rating							% <i>y</i> Unit
		RS2AB	RS2BB	RS2DB	RS2GB	RS2JB	RS2KB	RS2MB	
Maximum Repetitive Peak Reverse Voltage	$V_{R50}$	50	100	200	400	600	800	1000	V
Maximum RMS voltage	$V_{RMS}$	35	70	140	280	420	560	700	V


Electrical Characteristic Curve



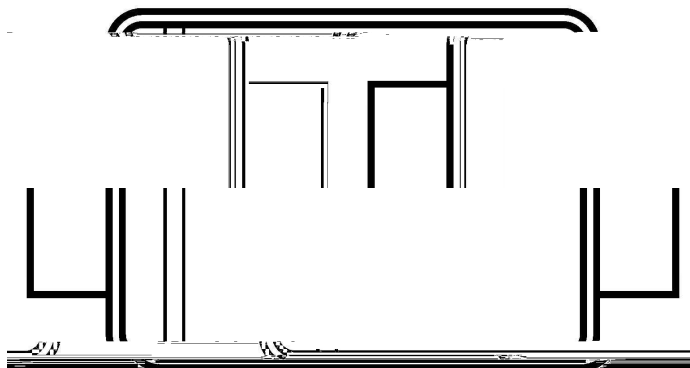


, My f / Marking Instructions

# Marking



Marking Instructions




<sup>a</sup>  $\phi$  y  
 89 'y ° Z W A  
 \*\*\*\* y ÿ D Z A Ç A k † v ã W A k e µ  $\phi$  ã 4 Z W A

Note:

89 'y Product Type Code  
 \*\*\*\* y À 0A&— Ø Â 1GrÉ !rW ” 0The 1stote:

š WD t... • Ž ç ( x / ) / : KSVKXGZ[XK 6XULORK LUX / 8 8KLRU] 9URJKXOTM 6



<sup>a</sup> ç y

1o• Ä ½ “ † 25 ½150 - k ž • 60 ½90sec;

2o• Q › “ † 245 r5 - k ž • 4 Ö 5 r0.5sec;

3o•D N ò i Ö 0 , † 2 ½10 - /sec.

Note:

1.Preheating:25~150 - , Time:60~90sec.

2.Peak Temp.:245 r5 - , Duration:5 r0.5sec.

3. Cooling Speed: 2~10 - /sec.

ÂD /Cã p<sup>-</sup> » ] / Resistance to Soldering Heat Test Conditions

“ † y 260 r5 -

ž • y 10 r1 sec.

Temp.:260 r5 -

Time:10 r1 sec

G P á / Packaging SPEC.

2 & x / REEL

Package Type ß m ù	Units g m ô h					Dimension g m d Ê (unit ! mm <sup>3</sup> )		
	Units/Reel / í	Reels/Inner Box  í /ç	Units/Inner Box /ç	Inner Boxes/Outer Box ç/±	Units/Outer Box /±	Reel	Inner Boxç	Outer Boxž
SMB	3000	5	15000	5	75000	7 s x11	185X180X105	390X385X205

„ Æ y f / Notices