

Surface Mount Schottky Barrier Rectifiers, Reverse Voltage 20 to 200V, Forward Current: 3.0A, SMA package.

Low power loss, high efficiency High forward surge current capability Lead free in comply with EU RoHS 2011/65/EU directives, For surface mounted applications, HF product.

General purpose.

/ Absolute Maximum Ratings(Ta=25)

Parameter	Symbol	Rating									Unit
		SS32	SS34	SS345	SS36	SS38	SS310	SS312	SS315	SS320	
Maximum Repetitive Peak Reverse Voltage	V_{RRM}	20	40	45	60	80	100	120	150	200	V
Maximum RMS voltage	V_{RMS}	14	28	32	42	56	70	84	105	140	V
Maximum DC Blocking Voltage	V_{DC}	20	40	45	60	80	100	120	150	200	V
Maximum Average Forward Rectified Current	$I_{F AV}$	3.0									A
Peak Forward Surge Current 8.3 ms Single Half Sine Wave Superimposed on Rated Load (JEDEC Method)	I_{FSM}	80									A
Typical Junction Capacitance	C_j	250			180						pF
Typical Thermal Resistance ¹	R_{JA}	70									/W
Operating and Storage Temperature Range	T_j, T_{stg}	-55~+150									

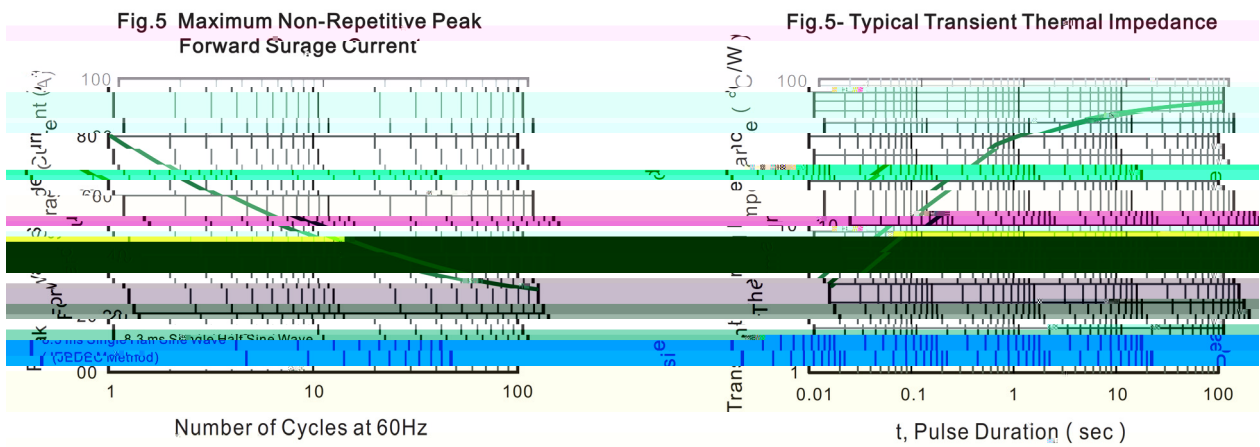
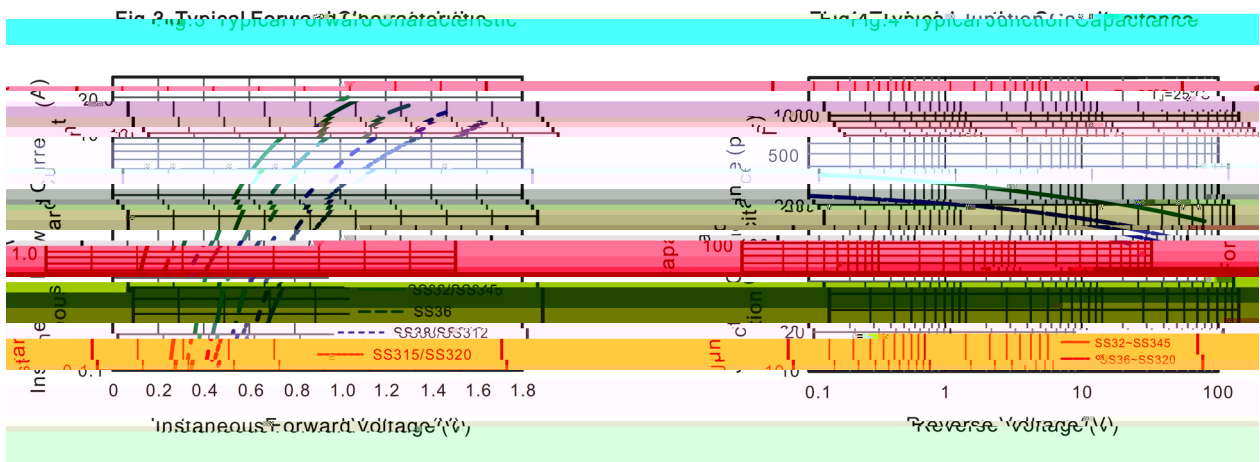
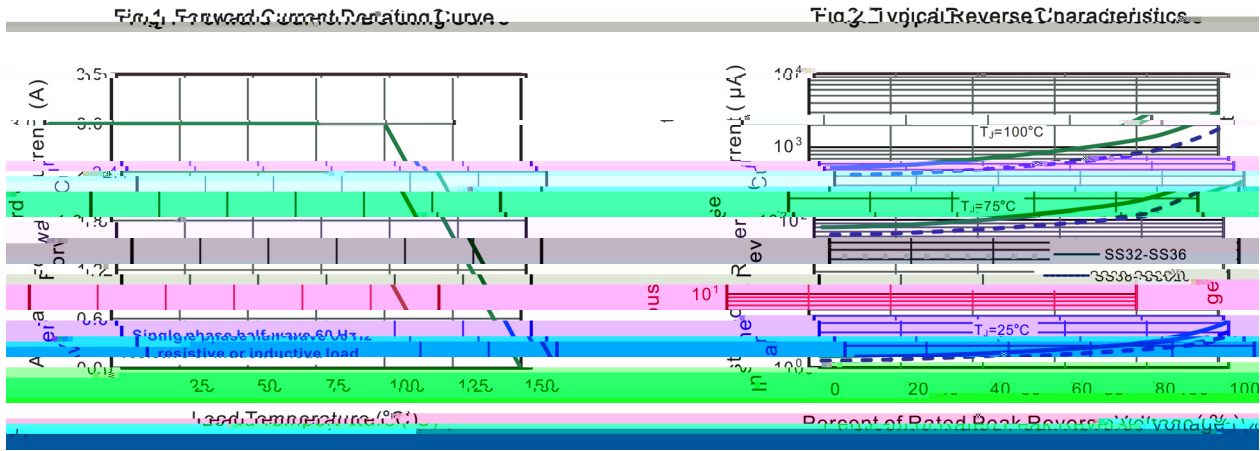
Note:

1 P.C.B. mounted with 2.0 X 2.0" (5 X5 cm) copper pad areas.

/ Electrical Characteristics(Ta=25)

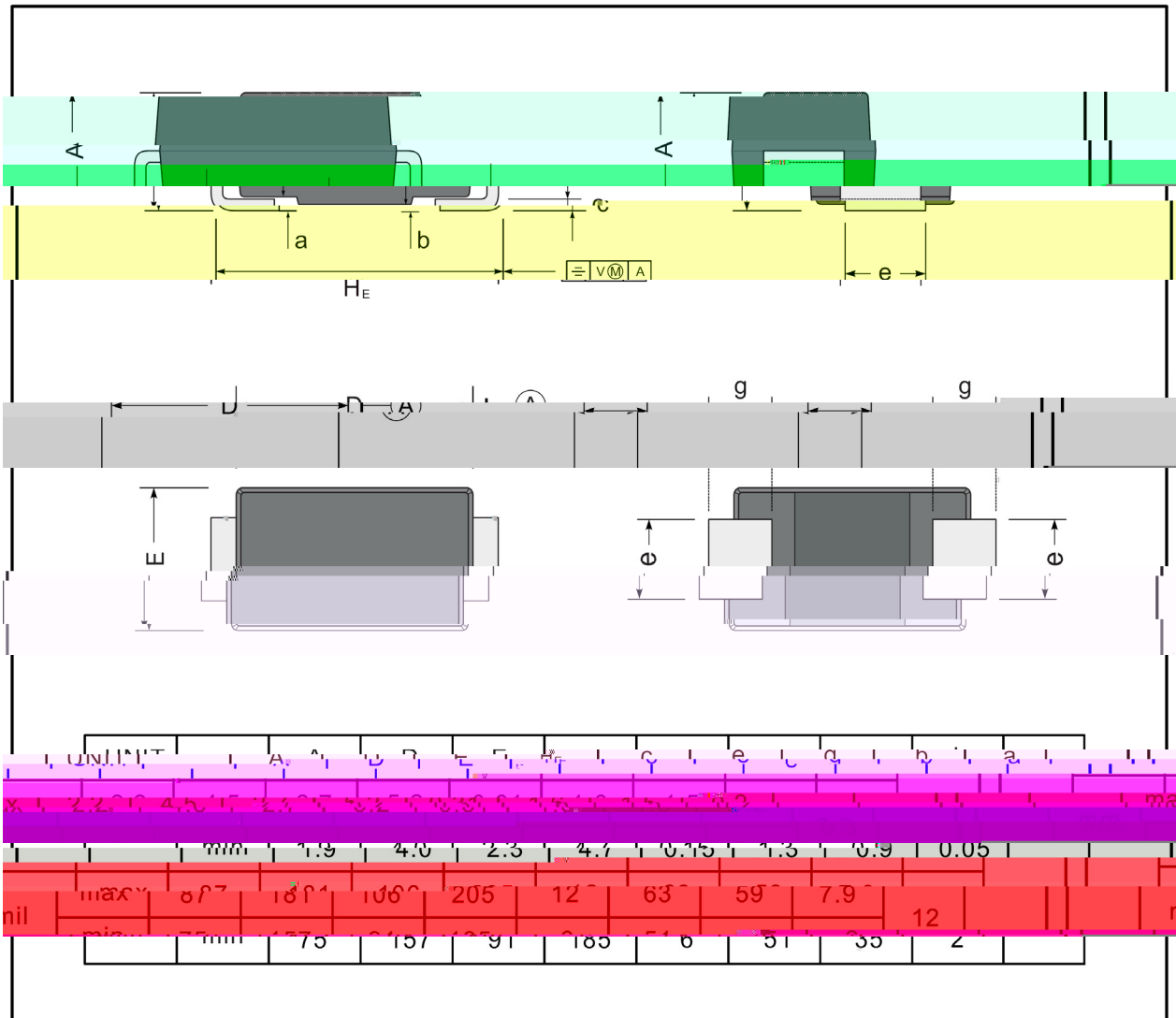
Parameter	Symbol	Test Conditions	Rating									Unit
			SS32	SS34	SS345	SS36	SS38	SS310	SS312	SS315	SS320	
Maximum Instantaneous Forward Voltage	V_F	$I_F=3.0A$	0.55			0.70	0.85			0.95	V	
Maximum DC Reverse Current at Rated DC Blocking Voltage	I_R	$T_a=25$	0.5			0.3						mA
		$T_a=100$	5.0			3.0						mA

/ Electrical Characteristic Curve

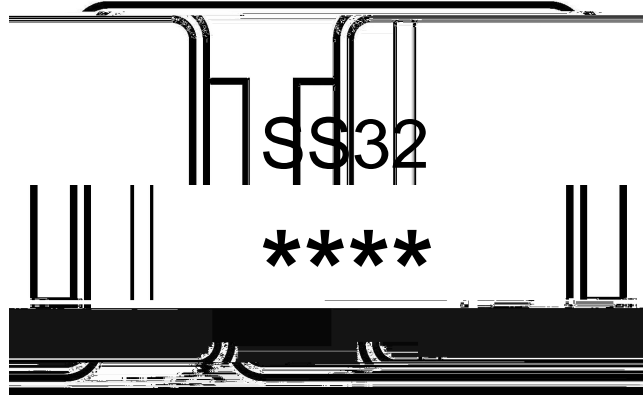


/ Package Dimensions

SMA



/ Marking Instructions



**** * *

Note:

Product Type Code

**** Lot No. Code The 1st * means:YM Code The last 3 * means:little Lot No Code

Marking

Type number	Marking code
SS32	SS32
SS34	SS34
SS345	SS345
SS36	SS36
SS38	SS38
SS310	SS310
SS312	SS312
SS315	SS315
SS320	SS320

