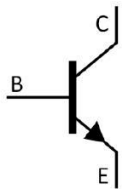


Rev. H Oct.-2018

KF 5) ' E GE Silicon NPN transistor in a TO-220 Plastic Package.

KG\*)  
Complement to TIP32.


Medium power linear switching applications.



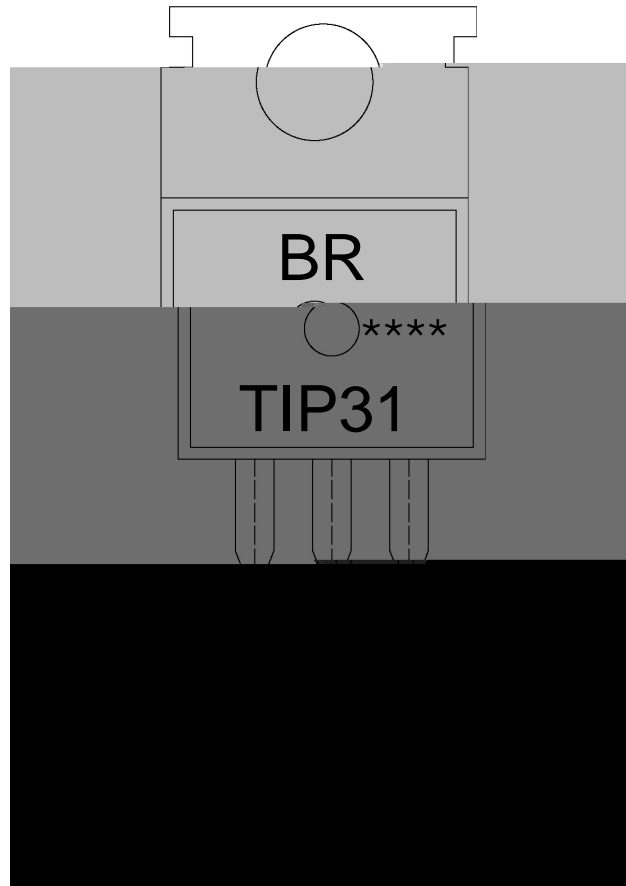
PIN1 Base    PIN 2 Collector    PIN 3 Emitter

Parameter	Symbol	Rating				Unit
		TIP31	TIP31A	TIP31B	TIP31C	
Collector to Base Voltage	$V_{CBO}$	40	60	80	100	V
Collector to Emitter Voltage	$V_{CEO}$	40	60	80	100	V
Emitter to Base Voltage	$V_{EBO}$	5.0				V
Collector Current - Continuous	$I_C$	3.0				A
Peak Collector Current	$I_{CP}$	5.0				A
Base Current - Continuous	$I_B$	1.0				A
Collector Power Dissipation	$P_C$	2.0				W
Collector Power Dissipation	$P_C (T_C=25^\circ C)$	40				W
Junction Temperature	$T_j$	150				
Storage Temperature Range	$T_{sag}$	-55 150				

8.







BR

TIP31

!!!!

Note:

BR: Company Code

TIP31: Product Type.

\*\*\*\*: Lot No. Code, code change with Lot No.

