/ Descriptions

WR0553 ṂṂ Ł SQS Æ Ṁ ч s ll ٦ Silicon PNP transistor in a TO-220 Plastic Package.

/ Features

лъ WLS64 Ѝ ´

Complement to TIP31.

/ Applications

ȩ̂ ̂ ʌ I ' ٤ ó Ã ʜ ѡ ̈ ᵡ

Medium power linear switching applications.

/ Equivalent Circuit

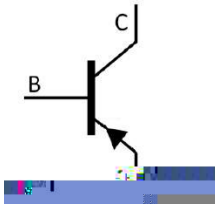

/ Pinning

PIN1 χ Base PIN 2 χ Collector PIN 3 χ Emitter

/ h_{FE} Classifications & Marking

ȣ м ٦ ب ˝ See Marking Instructions.

v Ω Parameter	٦ N Symbol	Ω Ö Rating				D Ĥ Unit
		TIP32	TIP32A	TIP32B	TIP32C	
Collector to Base Voltage	V_{CBO}	-40	-60	-80	-100	V
Collector to Emitter Voltage	V_{CEO}	-40	-60	-80	-100	V
Emitter to Base Voltage	V_{EBO}	-5.0				V
Collector Current-Continuous	I_C	-3.0				A
Peak Collector Current	I_{CP}	-5.0				A
Base Current - Continuous	I_B	-3.0				A
Collector Power Dissipation	P_C	2.0				W
Collector Power Dissipation	P_C (Tc=25)	40				W
Junction Temperature	T_j	150				
Storage Temperature Range	T_{sag}	-55 150				

v Ω Parameter	٦ N Symbol	ţ ¡: ╝ Test Conditions	ω ŋ Ö Min	ε ʒ Ö Typ	ω ² Ö Max	D Ĥ Unit

/ Electrical Characteristic Curve

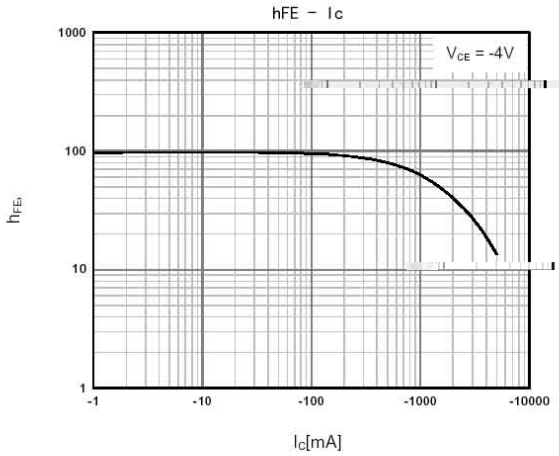

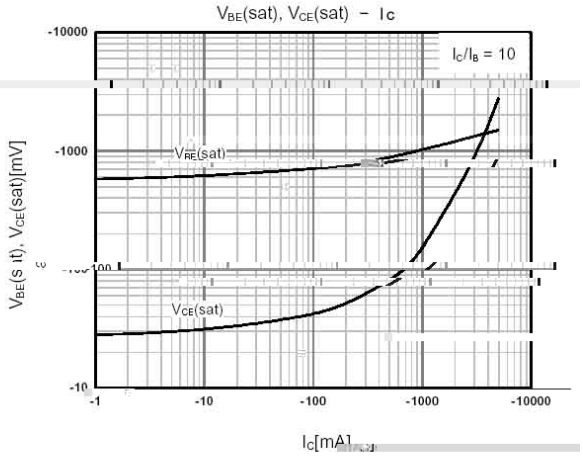

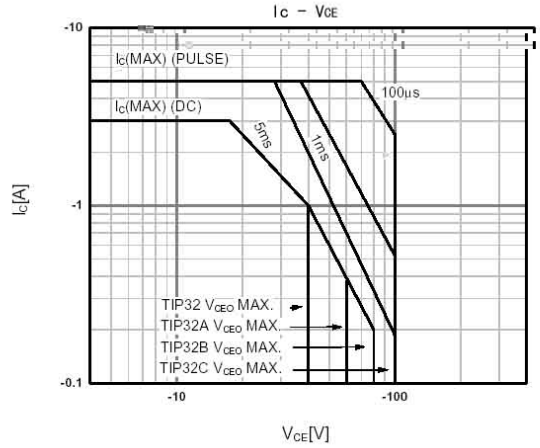

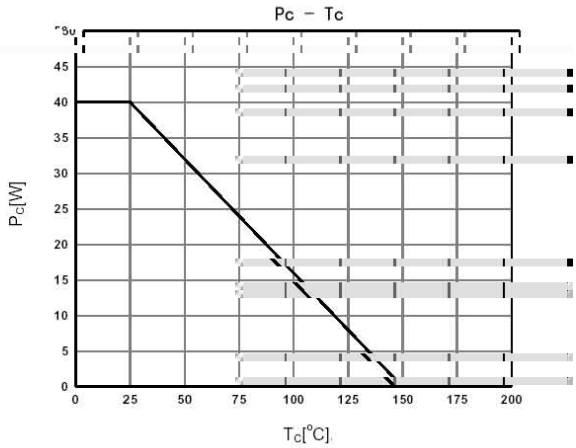

/ Package Dimensions



/ Marking Instructions

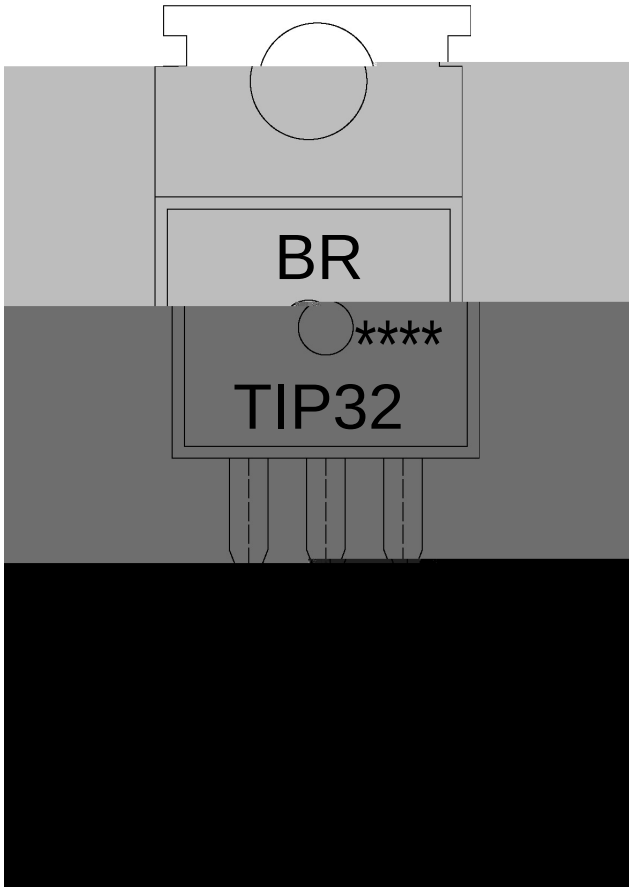

[illegible]	
EU [illegible]	[illegible]
WLS65 [illegible]	[illegible]
---- [illegible]	[illegible]

Note:

BR:	Company Code
TIP32:	Product Type.
****:	Lot No. Code, code change with Lot No.